



Disaster Relief Fund: Monthly Report

as of October 31, 2022

November 8, 2022

Fiscal Year 2023 Report to Congress



**Homeland
Security**

Federal Emergency Management Agency

Foreword from the Administrator

November 8, 2022

I am pleased to present the following, “Disaster Relief Fund: Monthly Report,” which has been prepared by the Federal Emergency Management Agency.

This document has been compiled pursuant to language set forth in the Fiscal Year (FY) 2023 Continuing Appropriations Act (P.L. 117-180), which extends the terms and conditions of the FY 2022 Department of Homeland Security (DHS) Appropriations Act (P.L. 117-103), and to language set forth in the Coronavirus Aid, Relief, and Economic Security Act (P.L. 116-136).

Pursuant to congressional requirements, this report is being provided to the following Members of Congress:

The Honorable Lucille Roybal-Allard
Chairwoman, House Appropriations Subcommittee on Homeland Security

The Honorable Chuck Fleischmann
Ranking Member, House Appropriations Subcommittee on Homeland Security

The Honorable Chris Murphy
Chair, Senate Appropriations Subcommittee on Homeland Security

The Honorable Shelley Moore Capito
Ranking Member, Appropriations Subcommittee on Homeland Security

Inquiries relating to this report may be directed to me at (202) 646-3900.

Sincerely,



Deanne Criswell
Administrator
Federal Emergency Management Agency





Disaster Relief Fund: Monthly Report as of October 31, 2022

Table of Contents

I.	Legislative Language.....	1
II.	Background	3
	Appendix A: DRF Appropriations Summary	4
	Appendix B: DRF Funding Activity	5
	Appendix C: Obligations and Estimates by Spending Category	12
	Appendix D: Allocations, Obligations, & Expenditures	13
	Appendix E: Fund Exhaustion Date	24
	Appendix F: DRF Cost Estimation Bridge Table	25
	Appendix G: BRIC-PDM History and Fund Status	26

I. Legislative Language

This document has been compiled pursuant to language set forth in the Fiscal Year (FY) 2023 Continuing Appropriations Act (P.L. 117-180), which extends the terms and conditions of the FY 2022 Department of Homeland Security (DHS) Appropriations Act (P.L. 117-103), and to language set forth in the Coronavirus Aid, Relief, and Economic Security Act (P.L. 116-136).

P.L. 117-180 states:

The following sums are hereby appropriated, out of any money in the Treasury not otherwise appropriated, and out of applicable corporate or other revenues, receipts, and funds, for the several departments, agencies, corporations, and other organizational units of Government for fiscal year 2023, and for other purposes, namely:

SEC. 101. Such amounts as may be necessary, at a rate for operations as provided in the applicable appropriations Acts for fiscal year 2022 and under the authority and conditions provided in such Acts, for continuing projects or activities (including the costs of direct loans and loan guarantees) that are not otherwise specifically provided for in this Act, that were conducted in fiscal year 2022, and for which appropriations, funds, or other authority were made available in the following appropriations Acts:

... (6) The Department of Homeland Security Appropriations Act, 2022 (division F of Public Law 117–103), except sections 544 and 545, and including title II of division O of Public Law 117–103.

P.L. 117-103 (referenced above) states:

The reporting requirements in paragraphs (1) and (2) under the heading "Federal Emergency Management Agency-Disaster Relief Fund" in the Department of Homeland Security Appropriations Act, 2015 (Public Law 114-4) shall be applied in fiscal year 2022 with respect to budget year 2023 and current fiscal year 2022, respectively-

- (1) in paragraph (1) by substituting "fiscal year 2023" for "fiscal year 2016"; and
- (2) in paragraph (2) by inserting "business" after "fifth".

P.L. 114-4 (referenced above) states:

Provided, That the Administrator of the Federal Emergency Management Agency shall submit to the Committees on Appropriations of the Senate and the House of Representatives the following reports, including a specific description of the methodology and the source data used in developing such reports...

- (2) an estimate or actual amounts, if available, of the following for the current fiscal year shall be submitted not later than the fifth day of each month, and shall be published by the Administrator on the Agency's Web site not later than the fifth day of each month:
 - (A) a summary of the amount of appropriations made available by source, the transfers executed, the previously allocated funds recovered, and the commitments, allocations, and obligations made;
 - (B) a table of disaster relief activity delineated by month, including-
 - (i) the beginning and ending balances;
 - (ii) the total obligations to include amounts obligated for fire assistance, emergencies, surge, and disaster support activities;
 - (iii) the obligations for catastrophic events delineated by event and by state; and
 - (iv) the amount of previously obligated funds that are recovered;
 - (C) a summary of allocations, obligations, and expenditures for catastrophic events delineated by event;
 - (D) in addition, for a disaster declaration related to Hurricane Sandy, the cost of the following categories of spending: public assistance, individual assistance, mitigation, administrative, operations, and any other relevant category (including emergency measures and disaster resources); and
 - (E) the date on which funds appropriated will be exhausted...

P.L. 116-136 states:

Provided further, That every 30 days the Administrator shall provide the Committees on Appropriations of the Senate and the House of Representatives both projected and actual costs for funds provided under this heading for major disasters and any other expenses...

This report covers activities as of October 31, 2022..

II. Background

P.L. 117-103 requires that the Federal Emergency Management Agency (FEMA) Administrator provide a report by the fifth business day of each month on the Disaster Relief Fund (DRF) that includes a funding summary, a table delineating DRF funding activities each month by state and event, a summary of the funding for the catastrophic events, and the fund exhaustion date, or end-of-fiscal-year balance.

P.L. 116-136 requires that both projected and actual costs for funds provided by it for major disasters and any other expenses be provided to the House and Senate Appropriations Committees.

Consequently, the following report elements are included:

1. Appendix A is an appropriations summary that includes a synopsis of the amount of appropriations made available by source, the transfers executed, the previously allocated funds recovered, and the commitments, allocations, and obligations.
2. Appendix B presents details on the DRF funding activities delineated by month.
3. Appendix C presents obligations and estimates by spending category for Hurricanes Sandy, Harvey, Irma, and Maria; Coronavirus Disease 2019 (COVID-19); and declarations since August 1, 2017.
4. Appendix D presents funding summaries for the current active catastrophic events including the allocations, obligations, and expenditures.
5. Appendix E presents the fund exhaustion date, or end-of-fiscal-year balance.
6. Appendix F presents a bridge table that provides explanation for the monthly and baseline change for all activities to include details for catastrophic events.
7. Appendix G presents the fund history and current status of the Building Resilient Infrastructure and Communities (BRIC)/Predisaster Mitigation (PDM) program.

Disaster Relief Fund Congressional Monthly Report			
as of October 31, 2022			
(Dollars in Millions)			
	Major Declarations	Base	Total
Carryover From FY 2022 ⁽¹⁾	\$ 9,135	\$ 3,514	\$ 12,649
FY 2023 Appropriation/CR ⁽²⁾	18,799		18,799
FY 2023 Recoveries	559	103	662
Total Budget Authority	28,493	3,617	32,110
Anticipated Transfers to DADLP ^(2,3)	(26)		(26)
Rescission ⁽²⁾		(9)	(9)
Actual 6% for Predisaster Mitigation per DRRRA ⁽⁴⁾	(1)		(1)
Actual/Anticipated Transfers to USAID ⁽⁵⁾		(10)	(10)
Transfer Hermit's Peak/Calf Canyon Fire Assistance Act ⁽²⁾		(2,500)	(2,500)
Revised Budget Authority	28,466	1,098	29,564
Obligations ⁽⁶⁾	(6,275)	(71)	(6,346)
Balance	22,191	1,027	23,218
Projections for the Remainder of FY 2023			
Projected FY 2023 Additional Obligations			
Based on Existing Spend Plans			
Non-Catastrophic Disasters			
Catastrophic Disasters	(33,920)		(33,920)
DRS and Other		(431)	(431)
Subtotal Existing Spend Plans	(33,920)	(431)	(34,351)
Based on 10-year Average			
Non-Catastrophic Disasters	(2,394)		(2,394)
EM, FMAG, and SU		(303)	(303)
Subtotal 10-year Average	(2,394)	(303)	(2,697)
Total Projected FY 2023 Additional Obligations	(36,314)	(734)	(37,048)
Anticipated 6% for Predisaster Mitigation per DRRRA ⁽⁴⁾	(508)		(508)
Projected Additional Recoveries	2,441	197	2,638
Balance	\$ (12,190)	\$ 490	\$ (11,700)

Notes:

(1) Amounts subject to change pending FY 2022 final closeout of the accounting system.

(2) Pursuant to P.L. 117-180, the FY 2023 Continuing Appropriations Act. Section 135 allows the DRF appropriation to be apportioned as necessary, up to the FY 2022 enacted levels, to carry out response and recovery activities. Section 136 includes the Hermit's Peak/Calf Canyon Fire Assistance Act transfer.

(3) Pursuant to P.L. 116-260, the FY 2021 DHS Appropriations Act, and to P.L. 117-43, the Disaster Relief Supplemental Appropriations Act, 2022.

(4) Pursuant to the Disaster Recovery Reform Act (DRRA) (P.L. 115-254). See Appendix G for additional information regarding the BRIC program balance. Includes estimated 6% set-aside of \$508 million for Hurricanes Fiona and Ian that will be accrued in March 2023. The BRIC funding continues to be available to FEMA for other purposes should the DRF Majors balance drop too low to cover immediate response or recovery needs.

(5) Actual/anticipated transfers to the U.S. Agency for International Development (USAID) for Compact Aid Agreement.

(6) As of October 31, 2022, unobligated commitments were \$289 million and uncommitted/unobligated allocations totaled \$499 million.

Source of financial information is the Integrated Financial Management Information System (IFMIS).

APPENDIX B: DRF Funding Activity (Details)

Disaster Relief Fund Monthly Obligations FY 2023
 DRF Monthly Spend Plan (FY 2023)
 (\$ in millions)
 as of October 31, 2022

	Oct-22	Nov-22	Dec-22	Jan-23	Feb-23	Mar-23	Apr-23	May-23	Jun-23	Jul-23	Aug-23	Sep-23	Total
Beginning of Month DRF Balance ⁽¹⁾	\$ 12,649	\$ 23,218	\$ 21,066	\$ 17,230	\$ 14,273	\$ 11,102	\$ 7,857	\$ 5,645	\$ 2,831	\$ 152	\$ (3,224)	\$ (6,773)	11,700
FY 2023 Appropriation/CR ⁽²⁾	18,799												
Anticipated Transfers to DADLP ^(2,3)	(26)												
Rescission ⁽²⁾	(9)												
Predisaster Mitigation ⁽⁴⁾	(1)					(508)							
Actual/Anticipated Transfers to USAID ⁽⁵⁾	(10)												
Transfer Hermit's Peak/Calf Canyon Fire Assistance Act ⁽²⁾	(2,500)												
Total Available	28,902	23,218	21,066	17,230	14,273	10,594	7,857	5,645	2,831	152	(3,224)	(6,773)	(11,700)
Major Declarations	27,907	22,191	20,100	16,317	13,402	9,769	7,098	4,917	2,135	(459)	(3,813)	(7,329)	(12,190)
Base	995	1,027	966	913	871	825	759	728	696	611	589	556	490
DRF Base Activities													
Emergencies													
Monthly Actual/Estimated Obligations	(35)	(7)	(7)	(7)	(7)	(7)	(7)	(7)	(7)	(6)	(6)	(6)	(109)
Fire Management													
Monthly Actual/Estimated Obligations	(6)	(16)	(27)	(3)	(24)	(20)	(6)	(5)	(52)	(2)	(3)	(4)	(168)
Surge													
Monthly Actual/Estimated Obligations	-	(6)	(6)	(6)	(6)	(6)	(6)	(6)	(6)	(6)	(6)	7	67
Disaster Support & Other Activities													
DRS Monthly Actual/Estimated Obligations	(30)	(47)	(28)	(41)	(24)	(48)	(27)	(29)	(35)	(23)	(33)	(64)	(429)
Other Monthly Actual/Estimated Obligations	-	(3)	(3)	(3)	(3)	(3)	(3)	(3)	(3)	(3)	(3)	(2)	(32)
Monthly Actual/Estimated Obligations	(30)	(50)	(31)	(44)	(27)	(51)	(30)	(32)	(38)	(26)	(36)	66	(461)
Total DRF Base Actual/Estimated Obligations	(71)	(79)	(71)	(60)	(64)	(84)	(49)	(50)	(103)	(40)	(51)	(83)	(805)
DRF DR Activities													
Average Monthly Major DR Activity (Non-Cat.)													
Monthly Actual/Estimated Obligations	(482)	(202)	(319)	(285)	(277)	(221)	(142)	(76)	(139)	(157)	(368)	(208)	(2,876)
Katrina Rita Wilma													
Initial FY 2023 Spend Plan Estimates	(1)	(7)	(14)	(1)	(58)	(3)	-	(34)	-	-	-	(6)	(124)
Monthly Actual/Estimated Obligations	(7)	(7)	(22)	(34)	(60)	(3)	-	-	-	-	-	(4)	(137)
Gustav													
Initial FY 2023 Spend Plan Estimates	-	-	(2)	-	(7)	(3)	-	-	(1)	-	-	(1)	(14)
Monthly Actual/Estimated Obligations	-	-	(2)	-	(7)	(3)	-	-	(1)	-	-	(1)	(14)
Ike													
Initial FY 2023 Spend Plan Estimates	-	(1)	(1)	-	-	-	-	-	-	-	-	-	(2)
Monthly Actual/Estimated Obligations	-	(1)	(1)	-	-	-	-	-	-	-	-	-	(2)
TN Floods													
Initial FY 2023 Spend Plan Estimates	-	-	-	-	-	-	-	-	-	-	-	(1)	(1)
Monthly Actual/Estimated Obligations	-	-	-	-	-	-	-	-	-	-	-	(1)	(1)
2011 Spring Tornadoes													
Initial FY 2023 Spend Plan Estimates	-	-	-	-	-	-	-	-	-	-	-	-	-
Monthly Actual/Estimated Obligations	-	-	-	-	-	-	-	-	-	-	-	-	-
Irene													
Initial FY 2023 Spend Plan Estimates	(1)	(1)	(2)	-	-	-	-	-	-	-	-	(2)	(6)
Monthly Actual/Estimated Obligations	(1)	(1)	(1)	(1)	-	-	-	-	-	-	-	(2)	(6)
Lee													
Initial FY 2023 Spend Plan Estimates	(4)	-	(1)	-	-	-	-	-	-	-	-	(2)	(7)
Monthly Actual/Estimated Obligations	(4)	(2)	-	-	-	-	-	-	-	-	-	(1)	(7)
Isaac													
Initial FY 2023 Spend Plan Estimates	-	(3)	-	-	-	-	-	-	-	-	-	-	(3)
Monthly Actual/Estimated Obligations	-	-	(3)	-	-	-	-	-	-	-	-	-	(3)

APPENDIX B: DRF Funding Activity (Details)

Disaster Relief Fund Monthly Obligations FY 2023
 DRF Monthly Spend Plan (FY 2023)
 (\$ in millions)
 as of October 31, 2022

	Oct-22	Nov-22	Dec-22	Jan-23	Feb-23	Mar-23	Apr-23	May-23	Jun-23	Jul-23	Aug-23	Sep-23	Total
Sandy													
Initial FY 2023 Spend Plan Estimates	(54)	(15)	(9)	(37)	(12)	(10)	(3)	(9)	(2)	(54)	(20)	(65)	(290)
Monthly Actual/Estimated Obligations	(52)	(14)	(8)	(38)	(16)	(10)	(2)	(9)	(2)	(54)	(19)	(66)	(290)
2013 Colorado Flood													
Initial FY 2023 Spend Plan Estimates	-	-	-	-	-	-	(1)	(1)	(1)	-	-	-	(3)
Monthly Actual/Estimated Obligations	-	-	-	-	-	-	-	-	-	-	-	-	-
WV Floods 4273													
Initial FY 2023 Spend Plan Estimates	(1)	(6)	(29)	(1)	(2)	(3)	(2)	(2)	(1)	(1)	(1)	(1)	(50)
Monthly Actual/Estimated Obligations	(27)	(4)	(4)	(2)	(2)	(3)	(2)	(2)	(1)	(1)	(1)	(1)	(50)
LA Floods 4277													
Initial FY 2023 Spend Plan Estimates	-	(1)	(1)	(1)	-	(2)	-	-	-	-	(5)	(7)	(17)
Monthly Actual/Estimated Obligations	(1)	(1)	(1)	(1)	-	(2)	-	-	-	-	(5)	(6)	(17)
Matthew													
Initial FY 2023 Spend Plan Estimates	(4)	(9)	(4)	(1)	(6)	(1)	(18)	(1)	(3)	(67)	(1)	-	(115)
Monthly Actual/Estimated Obligations	(4)	(3)	(6)	(3)	(6)	(1)	(21)	(1)	(3)	(1)	(68)	-	(117)
CA Winter Storms													
Initial FY 2023 Spend Plan Estimates	-	(1)	(8)	(6)	(1)	(18)	(31)	-	(2)	-	-	(3)	(70)
Monthly Actual/Estimated Obligations	(1)	(3)	(8)	(6)	(1)	(18)	(31)	-	(2)	-	-	(2)	(72)
Harvey													
Initial FY 2023 Spend Plan Estimates	(44)	(10)	(20)	(4)	(15)	(7)	(55)	(3)	(13)	(14)	(17)	(5)	(207)
Monthly Actual/Estimated Obligations	(15)	(7)	(22)	(10)	(18)	(7)	(60)	(3)	(13)	(20)	(17)	(5)	(197)
Irma													
Initial FY 2023 Spend Plan Estimates	(10)	(5)	(6)	(10)	(8)	(15)	(10)	(16)	(11)	(8)	(9)	(18)	(126)
Monthly Actual/Estimated Obligations	(7)	(5)	(3)	(11)	(12)	(13)	(11)	(16)	(9)	(8)	(9)	(21)	(125)
Maria													
Initial FY 2023 Spend Plan Estimates	(154)	(447)	(489)	(303)	(357)	(241)	(148)	(1,276)	(510)	(2,072)	(230)	(1,065)	(7,292)
Monthly Actual/Estimated Obligations	(208)	(255)	(532)	(353)	(427)	(235)	(149)	(1,271)	(509)	(2,074)	(221)	(1,058)	(7,292)
CA Wildfires 2017													
Initial FY 2023 Spend Plan Estimates	-	(3)	(4)	(4)	(40)	(2)	-	-	(7)	(6)	-	(1)	(67)
Monthly Actual/Estimated Obligations	-	(3)	(7)	(4)	(40)	(2)	-	-	(7)	(6)	-	-	(69)
Florence													
Initial FY 2023 Spend Plan Estimates	(1)	(2)	(6)	(6)	(5)	(4)	-	(8)	(11)	-	-	-	(43)
Monthly Actual/Estimated Obligations	(3)	-	(4)	(6)	(5)	(4)	(2)	(7)	(12)	-	-	(1)	(44)
Michael													
Initial FY 2023 Spend Plan Estimates	(8)	(2)	(5)	(13)	(13)	(28)	(25)	(9)	(10)	(11)	(21)	(17)	(162)
Monthly Actual/Estimated Obligations	(7)	(3)	(4)	(14)	(5)	(37)	(21)	(11)	(11)	(9)	(20)	(20)	(162)
Yutu 4404													
Initial FY 2023 Spend Plan Estimates	(3)	(2)	(8)	(1)	(10)	(16)	-	(19)	(4)	-	-	(3)	(66)
Monthly Actual/Estimated Obligations	(1)	(3)	(4)	(1)	(10)	(16)	(5)	(19)	(4)	-	-	(3)	(66)
CA Wildfires 2018													
Initial FY 2023 Spend Plan Estimates	(32)	(3)	(14)	(4)	(253)	(1)	(1)	(1)	(53)	(1)	(1)	-	(364)
Monthly Actual/Estimated Obligations	(1)	(35)	(13)	(2)	(253)	(1)	(4)	(1)	(53)	(1)	(1)	-	(365)
Nebraska Winter Storm 2019													
Initial FY 2023 Spend Plan Estimates	(5)	(11)	(3)	(2)	(2)	(1)	(2)	-	-	-	-	-	(26)
Monthly Actual/Estimated Obligations	(4)	(7)	(3)	(8)	-	(1)	(2)	-	(1)	-	-	-	(26)
PR Earthquakes 4473													
Initial FY 2023 Spend Plan Estimates	(55)	(39)	(9)	(8)	(4)	(9)	(2)	(7)	(5)	(5)	(15)	(9)	(167)
Monthly Actual/Estimated Obligations	(64)	(3)	(40)	(9)	(4)	(8)	(8)	(7)	(4)	(5)	(7)	(9)	(168)

APPENDIX B: DRF Funding Activity (Details)

**Disaster Relief Fund Monthly Obligations FY 2023
DRF Monthly Spend Plan (FY 2023)
(S in millions)
as of October 31, 2022**

	<u>Oct-22</u>	<u>Nov-22</u>	<u>Dec-22</u>	<u>Jan-23</u>	<u>Feb-23</u>	<u>Mar-23</u>	<u>Apr-23</u>	<u>May-23</u>	<u>Jun-23</u>	<u>Jul-23</u>	<u>Aug-23</u>	<u>Sep-23</u>	<u>Total</u>
COVID-19													
Initial FY 2023 Spend Plan Estimates	(1,128)	(1,633)	(1,524)	(2,292)	(2,338)	(1,998)	(1,047)	(1,276)	(1,616)	(1,392)	(931)	(2,077)	(19,252)
Monthly Actual/Estimated Obligations	(1,649)	(657)	(1,946)	(1,373)	(1,432)	(1,693)	(1,086)	(1,184)	(1,456)	(989)	(2,771)	(3,097)	(19,333)
California Wildfires 2020													
Initial FY 2023 Spend Plan Estimates	(26)	(25)	(6)	(18)	(27)	(47)	(1)	(22)	(6)	-	-	(294)	(472)
Monthly Actual/Estimated Obligations	(6)	(11)	(29)	(15)	(17)	(42)	(48)	(9)	(1)	-	-	(294)	(472)
Laura													
Initial FY 2023 Spend Plan Estimates	(216)	(106)	(141)	(141)	(56)	(30)	(29)	(12)	(34)	(6)	(5)	(7)	(783)
Monthly Actual/Estimated Obligations	(267)	(92)	(121)	(151)	(58)	(38)	(30)	(12)	(34)	(6)	(6)	(4)	(819)
Oregon Wildfires 2020													
Initial FY 2023 Spend Plan Estimates	(7)	(32)	(66)	(63)	(4)	(6)	(9)	(4)	(29)	(12)	(4)	(5)	(241)
Monthly Actual/Estimated Obligations	(60)	(15)	(52)	(23)	(15)	(11)	(9)	(5)	(29)	(12)	(4)	(6)	(241)
Ida													
Initial FY 2023 Spend Plan Estimates	(282)	(200)	(133)	(131)	(69)	(91)	(348)	(135)	(356)	(111)	(129)	(176)	(2,161)
Monthly Actual/Estimated Obligations	(319)	(201)	(159)	(138)	(77)	(92)	(338)	(133)	(352)	(102)	(113)	(185)	(2,209)
Fiona													
Initial FY 2023 Spend Plan Estimates	(627)	(373)	(331)	(311)	(290)	(207)	(207)	(114)	(83)	(62)	(52)	(42)	(2,699)
Monthly Actual/Estimated Obligations	(627)	(373)	(331)	(311)	(290)	(207)	(207)	(114)	(83)	(62)	(52)	(42)	(2,699)
Ian													
Initial FY 2023 Spend Plan Estimates	(2,458)	(405)	(360)	(338)	(315)	(225)	(225)	(124)	(90)	(68)	(56)	(46)	(4,710)
Monthly Actual/Estimated Obligations	(2,458)	(405)	(360)	(338)	(315)	(225)	(225)	(124)	(90)	(68)	(56)	(46)	(4,710)
Actual/Estimated Major Declaration Obligations													
Total DR Actual/Estimated Obligations	(6,275)	(2,313)	(4,005)	(3,137)	(3,347)	(2,893)	(2,403)	(3,004)	(2,816)	(3,575)	(3,738)	(5,083)	(42,589)
FY 2023 Actual/Estimated Recoveries													
Monthly Recoveries	662	240	240	240	240	240	240	240	240	239	240	239	3,300
Major Declaration Actuals/Estimated	559	222	222	222	222	222	222	222	222	221	222	222	3,000
Base Actuals/Estimated	103	18	18	18	18	18	18	18	18	18	18	17	300
DRF Available at End of Month (Including Recoveries)	\$ 23,218	\$ 21,066	\$ 17,230	\$ 14,273	\$ 11,102	\$ 7,857	\$ 5,645	\$ 2,831	\$ 152	\$ (3,224)	\$ (6,773)	\$ (11,700)	

Notes:

- (1) Amounts subject to change pending FY 2022 final closeout of the accounting system.
- (2) Pursuant to P.L. 117-180, the FY 2023 Continuing Appropriations Act. Section 135 allows the DRF appropriation to be apportioned as necessary, up to the FY 2022 enacted levels, to carry out response and recovery activities. Section 136 includes the Hermit's Peak/Calf Canyon Fire Assistance Act transfer.
- (3) Pursuant to P.L. 116-260, the FY 2021 DHS Appropriations Act, and to P.L. 117-43, the Disaster Relief Supplemental Appropriations Act, 2022.
- (4) Pursuant to DRRRA (P.L. 115-254). The potential COVID-19 BRIC set-aside is \$3.7 billion. Of that amount, FEMA has set aside \$2.8 billion with \$866 million remaining. Includes estimated 6% set-aside of \$508 million for Hurricanes Fiona and Ian that will be accrued in March 2023. See Appendix G for additional information regarding the BRIC program balance.
- (5) Actual/anticipated transfers to USAID for Compact Aid Agreement.

Disaster Relief Fund Monthly Detailed Obligations FY 2023
(\$ in millions)

Event/DR	Cumulative Obligations Through FY 2022	October	November	December	January	February	March	April	May	June	July	August	September	FY 2023 Total
		Actual	Estimated	Estimated	Estimated	Estimated	Estimated	Estimated	Estimated	Estimated	Estimated	Estimated	Estimated	
Katrina Rita Wilma														
1602-FL	(233)	\$ -	\$ -	\$ -	\$ -	\$ -	\$ -	\$ -	\$ -	\$ -	\$ -	\$ -	\$ -	-
1603-LA	(32,872)	(7)	(7)	(22)	(34)	(56)	(3)	-	-	-	-	-	(3)	(132)
1604-MS	(10,111)	-	-	-	-	(2)	-	-	-	-	-	-	(1)	(3)
1605-AL	(1,039)	-	-	-	-	-	-	-	-	-	-	-	-	-
1606-TX	(1,877)	-	-	-	-	-	-	-	-	-	-	-	-	-
1607-LA	(1,919)	-	-	-	-	-	-	-	-	-	-	-	-	-
1609-FL	(2,567)	-	-	-	-	(2)	-	-	-	-	-	-	-	(2)
	(50,618)	(7)	(7)	(22)	(34)	(60)	(3)	-	-	-	-	-	(4)	(137)
Gustav														
1786-LA	(1,698)	-	-	(2)	-	(7)	(3)	-	-	(1)	-	-	(1)	(14)
1789-AL	(10)	-	-	-	-	-	-	-	-	-	-	-	-	-
1793-AR	(6)	-	-	-	-	-	-	-	-	-	-	-	-	-
1794-MS	(40)	-	-	-	-	-	-	-	-	-	-	-	-	-
1806-FL	(6)	-	-	-	-	-	-	-	-	-	-	-	-	-
	(1,760)	-	-	(2)	-	(7)	(3)	-	-	(1)	-	-	(1)	(14)
Ike														
1791-TX	(4,379)	-	(1)	-	-	-	-	-	-	-	-	-	-	(1)
1792-LA	(372)	-	-	(1)	-	-	-	-	-	-	-	-	-	(1)
1797-AL	(8)	-	-	-	-	-	-	-	-	-	-	-	-	-
1802-KY	(24)	-	-	-	-	-	-	-	-	-	-	-	-	-
1804-AR	(3)	-	-	-	-	-	-	-	-	-	-	-	-	-
1805-OH	(56)	-	-	-	-	-	-	-	-	-	-	-	-	-
	(4,842)	-	(1)	(1)	-	-	-	-	-	-	-	-	-	(2)
TN Floods														
1909-TN	(559)	-	-	-	-	-	-	-	-	-	-	-	(1)	(1)
	(559)	-	-	-	-	-	-	-	-	-	-	-	(1)	(1)
2011 Spring Tornadoes														
1971-AL	(698)	-	-	-	-	-	-	-	-	-	-	-	-	-
1972-MS	(67)	-	-	-	-	-	-	-	-	-	-	-	-	-
1973-GA	(44)	-	-	-	-	-	-	-	-	-	-	-	-	-
1974-TN	(90)	-	-	-	-	-	-	-	-	-	-	-	-	-
1975-AR	(104)	-	-	-	-	-	-	-	-	-	-	-	-	-
1976-KY	(58)	-	-	-	-	-	-	-	-	-	-	-	-	-
1980-MO	(510)	-	-	-	-	-	-	-	-	-	-	-	-	-
	(1,571)	-	-	-	-	-	-	-	-	-	-	-	-	-
Irene														
4017-PR	(143)	-	-	-	-	-	-	-	-	-	-	-	-	-
4019-NC	(189)	-	-	-	-	-	-	-	-	-	-	-	-	-
4020-NY	(899)	-	(1)	(1)	-	-	-	-	-	-	-	-	-	(2)
4021-NJ	(398)	-	-	-	(1)	-	-	-	-	-	-	-	(1)	(2)
4022-VT	(339)	(1)	-	-	-	-	-	-	-	-	-	-	-	(1)
4023-CT	(75)	-	-	-	-	-	-	-	-	-	-	-	-	-
4024-VA	(73)	-	-	-	-	-	-	-	-	-	-	-	-	-
4025-PA	(99)	-	-	-	-	-	-	-	-	-	-	-	-	-
4026-NH	(27)	-	-	-	-	-	-	-	-	-	-	-	-	-
4027-RI	(11)	-	-	-	-	-	-	-	-	-	-	-	-	-
4028-MA	(53)	-	-	-	-	-	-	-	-	-	-	-	(1)	(1)
4032-ME	(3)	-	-	-	-	-	-	-	-	-	-	-	-	-
4034-MD	(25)	-	-	-	-	-	-	-	-	-	-	-	-	-
4036-DC	(4)	-	-	-	-	-	-	-	-	-	-	-	-	-
4037-DE	(3)	-	-	-	-	-	-	-	-	-	-	-	-	-
	(2,341)	(1)	(1)	(1)	(1)	-	-	-	-	-	-	-	(2)	(6)
Lee														
4030-PA	(375)	-	-	-	-	-	-	-	-	-	-	-	-	-
4031-NY	(425)	(4)	(2)	-	-	-	-	-	-	-	-	-	(1)	(7)
4038-MD	(15)	-	-	-	-	-	-	-	-	-	-	-	-	-
4039-NJ	(6)	-	-	-	-	-	-	-	-	-	-	-	-	-
4041-LA	(7)	-	-	-	-	-	-	-	-	-	-	-	-	-
4045-VA	(7)	-	-	-	-	-	-	-	-	-	-	-	-	-
	(835)	(4)	(2)	-	-	-	-	-	-	-	-	-	(1)	(7)

Disaster Relief Fund Monthly Detailed Obligations FY 2023

(\$ in millions)

Event/DR	Cumulative Obligations Through FY 2022	October	November	December	January	February	March	April	May	June	July	August	September	FY 2023 Total
		Actual	Estimated	Estimated	Estimated	Estimated	Estimated	Estimated	Estimated	Estimated	Estimated	Estimated		
Isaac														
4080-LA	(701)	-	-	(3)	-	-	-	-	-	-	-	-	-	(3)
4081-MS	(91)	-	-	-	-	-	-	-	-	-	-	-	-	-
4082-AL	(10)	-	-	-	-	-	-	-	-	-	-	-	-	-
4084-FL	(29)	-	-	-	-	-	-	-	-	-	-	-	-	-
	(831)	-	-	(3)	-	-	-	-	-	-	-	-	-	(3)
Sandy														
4085-NY	(18,464)	(1)	(8)	(7)	(37)	(12)	(9)	(2)	(6)	(1)	(53)	(5)	(48)	(189)
4086-NJ	(3,423)	(51)	(6)	(1)	(1)	(4)	(1)	-	(3)	(1)	(1)	(14)	(18)	(101)
4087-CT	(123)	-	-	-	-	-	-	-	-	-	-	-	-	-
4089-RI	(19)	-	-	-	-	-	-	-	-	-	-	-	-	-
4090-DE	(8)	-	-	-	-	-	-	-	-	-	-	-	-	-
4091-MD	(48)	-	-	-	-	-	-	-	-	-	-	-	-	-
4092-VA	(14)	-	-	-	-	-	-	-	-	-	-	-	-	-
4093-WV	(23)	-	-	-	-	-	-	-	-	-	-	-	-	-
4095-NH	(3)	-	-	-	-	-	-	-	-	-	-	-	-	-
4096-DC	(3)	-	-	-	-	-	-	-	-	-	-	-	-	-
4097-MA	(18)	-	-	-	-	-	-	-	-	-	-	-	-	-
4098-OH	(24)	-	-	-	-	-	-	-	-	-	-	-	-	-
4099-PA	(17)	-	-	-	-	-	-	-	-	-	-	-	-	-
	(22,187)	(52)	(14)	(8)	(38)	(16)	(10)	(2)	(9)	(2)	(54)	(19)	(66)	(290)
2013 Colorado Flood														
4145-CO	(655)	-	-	-	-	-	-	-	-	-	-	-	-	-
	(655)	-	-	-	-	-	-	-	-	-	-	-	-	-
WV Floods 4273														
4273-WV	(588)	(27)	(4)	(4)	(2)	(2)	(3)	(2)	(2)	(1)	(1)	(1)	(1)	(50)
	(588)	(27)	(4)	(4)	(2)	(2)	(3)	(2)	(2)	(1)	(1)	(1)	(1)	(50)
LA Floods 4277														
4277-LA	(2,734)	(1)	(1)	(1)	(1)	-	(2)	-	-	-	-	(5)	(6)	(17)
	(2,734)	(1)	(1)	(1)	(1)	-	(2)	-	-	-	-	(5)	(6)	(17)
Matthew														
4283-FL	(503)	(3)	-	(1)	(3)	(1)	(1)	(17)	(1)	(3)	(1)	(2)	-	(33)
4284-GA	(147)	-	-	-	-	(5)	-	(4)	-	-	-	-	-	(9)
4285-NC	(677)	(1)	-	(3)	-	-	-	-	-	-	-	(66)	-	(70)
4286-SC	(398)	-	(3)	(2)	-	-	-	-	-	-	-	-	-	(5)
4291-VA	(41)	-	-	-	-	-	-	-	-	-	-	-	-	-
	(1,766)	(4)	(3)	(6)	(3)	(6)	(1)	(21)	(1)	(3)	(1)	(68)	-	(117)
CA Winter Storms														
4308-CA	(875)	(1)	(3)	(8)	(6)	(1)	(18)	(31)	-	(2)	-	-	(2)	(72)
	(875)	(1)	(3)	(8)	(6)	(1)	(18)	(31)	-	(2)	-	-	(2)	(72)
Harvey														
4332-TX	(8,001)	(15)	(7)	(22)	(10)	(18)	(7)	(60)	(3)	(13)	(20)	(17)	(4)	(196)
4345-LA	(13)	-	-	-	-	-	-	-	-	-	-	-	(1)	(1)
	(8,014)	(15)	(7)	(22)	(10)	(18)	(7)	(60)	(3)	(13)	(20)	(17)	(5)	(197)
Irma														
4335-VI	(338)	(1)	(1)	-	-	-	-	-	-	-	-	-	-	(2)
4336-PR	(80)	-	-	(1)	(1)	-	-	-	-	-	-	-	-	(2)
4337-FL	(5,135)	(6)	(4)	(2)	(10)	(11)	(8)	(7)	(11)	(9)	(5)	(9)	(19)	(101)
4338-GA	(201)	-	-	-	-	(1)	(5)	(4)	(5)	-	(3)	-	(2)	(20)
4341-FL	(3)	-	-	-	-	-	-	-	-	-	-	-	-	-
4346-SC	(46)	-	-	-	-	-	-	-	-	-	-	-	-	-
	(5,803)	(7)	(5)	(3)	(11)	(12)	(13)	(11)	(16)	(9)	(8)	(9)	(21)	(125)
Maria														
4339-PR	(38,358)	(190)	(169)	(447)	(258)	(373)	(144)	(72)	(53)	(131)	(114)	(126)	(228)	(2,305)
4340-VI	(5,305)	(18)	(86)	(85)	(95)	(54)	(91)	(77)	(1,218)	(378)	(1,960)	(95)	(830)	(4,987)
	(43,663)	(208)	(255)	(532)	(353)	(427)	(235)	(149)	(1,271)	(509)	(2,074)	(221)	(1,058)	(7,292)
CA Wildfires 2017														
4344-CA	(1,420)	-	(3)	(7)	(4)	(40)	(2)	-	-	(7)	(6)	-	-	(69)
	(1,420)	-	(3)	(7)	(4)	(40)	(2)	-	-	(7)	(6)	-	-	(69)

Disaster Relief Fund Monthly Detailed Obligations FY 2023

(\$ in millions)

Event/DR	Cumulative Obligations Through FY 2022	October	November	December	January	February	March	April	May	June	July	August	September	FY 2023 Total
		Actual	Estimated	Estimated	Estimated	Estimated	Estimated	Estimated	Estimated	Estimated	Estimated	Estimated		
Florence														
4393-NC	(1,496)	(3)	-	(2)	(6)	(5)	(4)	(2)	(7)	(12)	-	-	-	(41)
4394-SC	(249)	-	-	(2)	-	-	-	-	-	-	-	-	-	(2)
4401-VA	(47)	-	-	-	-	-	-	-	-	-	-	-	(1)	(1)
	(1,792)	(3)	-	(4)	(6)	(5)	(4)	(2)	(7)	(12)	-	-	(1)	(44)
Michael														
4399-FL	(3,001)	(7)	(2)	(3)	(9)	(4)	(13)	(15)	(10)	(6)	(9)	(4)	(20)	(102)
4400-GA	(329)	-	-	-	(2)	(1)	(23)	(5)	(1)	(5)	-	(16)	-	(53)
4406-AL	(19)	-	-	(1)	-	-	-	-	-	-	-	-	-	(1)
4411-VA	(42)	-	(1)	-	(3)	-	(1)	-	-	-	-	-	-	(5)
4412-NC	(29)	-	-	-	-	-	-	(1)	-	-	-	-	-	(1)
	(3,420)	(7)	(3)	(4)	(14)	(5)	(37)	(21)	(11)	(11)	(9)	(20)	(20)	(162)
Nebraska Winter Storm 2019														
4420-NB	(715)	(4)	(7)	(3)	(8)	-	(1)	(2)	-	(1)	-	-	-	(26)
	(715)	(4)	(7)	(3)	(8)	-	(1)	(2)	-	(1)	-	-	-	(26)
Yutu														
4404-NMI	(855)	(1)	(3)	(4)	(1)	(10)	(16)	(5)	(19)	(4)	-	-	(3)	(66)
	(855)	(1)	(3)	(4)	(1)	(10)	(16)	(5)	(19)	(4)	-	-	(3)	(66)
CA Wildfires 2018														
4407-CA	(1,846)	(1)	(35)	(13)	(2)	(253)	(1)	(4)	(1)	(53)	(1)	(1)	-	(365)
	(1,846)	(1)	(35)	(13)	(2)	(253)	(1)	(4)	(1)	(53)	(1)	(1)	-	(365)
PR Earthquakes 4473														
4473-PR	(1,051)	(64)	(3)	(40)	(9)	(4)	(8)	(8)	(7)	(4)	(5)	(7)	(9)	(168)
	(1,051)	(64)	(3)	(40)	(9)	(4)	(8)	(8)	(7)	(4)	(5)	(7)	(9)	(168)
COVID-19														
4480-NY	(15,583)	(169)	(95)	(617)	(5)	(83)	(728)	(165)	(340)	(533)	(402)	(2,260)	(1,683)	(7,080)
4481-WA	(1,986)	(175)	(20)	(93)	(18)	(19)	(25)	(58)	(28)	(33)	(45)	(45)	(36)	(595)
4482-CA	(13,721)	(179)	(39)	(251)	(470)	(688)	(340)	(74)	(291)	(282)	(3)	(10)	(70)	(2,697)
4483-IA	(499)	(4)	(7)	(5)	(5)	(15)	(14)	(2)	-	-	(2)	-	(9)	(63)
4484-LA	(3,115)	(11)	(78)	(32)	(29)	(10)	(33)	(21)	(1)	(34)	-	-	-	(249)
4485-TX	(18,651)	(118)	(14)	(8)	(23)	(20)	(6)	(3)	(3)	(2)	(2)	(2)	(92)	(293)
4486-FL	(4,446)	(18)	(25)	(24)	(10)	(12)	(49)	(11)	(36)	(18)	(28)	(41)	(120)	(392)
4487-NC	(2,115)	(5)	(12)	(41)	(52)	(62)	(4)	(17)	(1)	(42)	(5)	(3)	(113)	(357)
4488-NJ	(4,084)	(124)	(14)	(33)	(34)	(3)	(6)	(76)	(76)	(1)	(133)	(89)	(240)	(829)
4489-IL	(2,933)	(11)	(5)	(33)	(64)	(3)	(4)	(65)	(9)	(10)	(11)	(6)	(52)	(273)
4490-MO	(1,063)	(13)	(58)	(39)	(18)	(7)	(20)	(6)	(4)	(8)	(1)	(6)	(46)	(226)
4491-MD	(2,282)	(82)	(5)	(21)	(1)	(5)	(48)	(8)	(88)	(55)	(58)	(21)	(24)	(416)
4492-SC	(937)	(57)	(1)	(4)	(13)	(3)	(1)	(2)	(8)	-	-	(4)	-	(93)
4493-PR	(818)	-	-	(3)	-	-	(13)	-	(40)	-	(1)	(2)	(1)	(60)
4494-MI	(2,717)	(51)	(25)	(43)	(167)	(3)	(26)	(1)	(1)	(7)	(65)	(7)	(9)	(405)
4495-GU	(162)	(10)	-	(2)	-	(1)	-	-	-	(2)	(1)	(1)	(4)	(21)
4496-MA	(2,853)	(99)	(39)	(65)	(21)	(93)	(114)	(80)	(51)	(43)	(28)	(40)	(1)	(674)
4497-KY	(455)	(4)	(1)	(3)	(2)	(3)	(3)	(3)	(1)	(2)	(1)	(2)	(49)	(74)
4498-CO	(2,313)	(70)	(4)	(1)	(2)	(88)	(11)	(46)	(2)	(5)	(67)	(3)	(1)	(300)
4499-OR	(1,229)	(61)	(10)	(15)	(18)	(22)	(40)	(88)	(31)	(182)	(20)	(25)	(26)	(538)
4500-CT	(994)	(116)	(3)	(1)	(46)	(10)	(11)	(10)	(1)	(1)	(21)	(1)	(1)	(222)
4501-GA	(1,685)	(3)	(2)	(1)	(3)	(6)	(12)	(2)	(5)	(2)	(17)	(9)	(18)	(80)
4502-DC	(911)	(23)	(12)	(10)	(17)	(6)	(11)	(8)	(5)	(4)	(1)	(9)	(82)	(188)
4503-AL	(435)	(3)	(8)	(1)	(17)	(1)	(2)	(16)	(1)	(1)	(1)	(2)	(18)	(71)
4504-KS	(503)	(2)	(3)	(3)	(36)	-	(6)	-	-	(21)	(1)	-	(8)	(80)
4505-RI	(869)	(2)	(2)	(23)	(8)	(2)	(15)	(40)	(32)	(70)	(11)	-	(30)	(235)
4506-PA	(3,080)	(13)	(11)	(14)	(14)	(17)	(15)	(29)	(7)	(12)	(12)	(58)	(28)	(230)
4507-OH	(1,912)	(12)	(48)	(143)	(46)	(1)	(3)	(1)	(1)	(2)	(1)	(1)	(77)	(336)
4508-MT	(153)	(1)	-	-	-	-	(6)	-	(8)	(2)	(1)	(5)	-	(24)
4509-ND	(239)	-	-	-	(12)	-	-	-	-	(1)	(1)	(18)	(3)	(35)
4510-HI	(754)	(2)	-	(1)	(4)	(2)	-	-	-	(1)	-	-	-	(10)
4511-MP	(75)	-	-	-	(2)	(1)	(2)	-	-	-	-	-	-	(5)
4512-VA	(1,486)	(38)	(7)	(14)	(14)	(20)	(1)	(33)	(1)	(4)	(9)	(9)	(27)	(177)
4513-VI	(156)	-	-	(18)	(9)	-	-	-	(5)	-	-	-	-	(32)
4514-TN	(918)	(5)	(2)	(7)	(11)	(2)	(30)	(36)	(19)	(6)	(1)	(2)	(79)	(200)
4515-IN	(821)	(4)	(5)	(3)	(7)	(12)	(1)	(2)	(1)	(2)	(1)	(1)	(8)	(47)
4516-NH	(346)	(10)	(1)	(22)	(1)	(14)	(1)	(4)	(3)	(4)	-	(4)	-	(64)
4517-WV	(358)	(9)	(34)	(1)	(1)	(1)	(1)	(1)	-	-	(1)	(1)	-	(50)
4518-AR	(295)	(7)	(1)	(2)	(4)	(15)	(1)	(2)	-	-	-	-	-	(32)

Disaster Relief Fund Monthly Detailed Obligations FY 2023

(\$ in millions)

Event/DR	Cumulative Obligations Through FY 2022	October	November	December	January	February	March	April	May	June	July	August	September	FY 2023 Total
	Actual	Estimated	Estimated	Estimated	Estimated	Estimated	Estimated	Estimated	Estimated	Estimated	Estimated	Estimated		
4520-WI	(1,094)	(4)	-	(212)	(23)	(8)	-	-	-	(1)	(1)	(10)	(65)	(324)
4521-NE	(389)	(9)	(6)	(4)	(6)	(4)	-	(1)	-	-	(1)	-	(4)	(35)
4522-ME	(343)	(9)	(1)	(2)	(1)	(11)	(6)	(9)	(1)	(1)	-	(9)	-	(50)
4523-NV	(728)	(13)	(3)	(4)	(18)	(2)	(3)	(2)	-	(4)	(1)	(9)	(3)	(62)
4524-AZ	(1,442)	(1)	(3)	(8)	(49)	(38)	(25)	(34)	(36)	(9)	-	-	-	(203)
4525-UT	(480)	(15)	(7)	-	(1)	(10)	(12)	(4)	(1)	-	-	(1)	-	(51)
4526-DE	(332)	(4)	-	(4)	(1)	(4)	-	(13)	-	-	(1)	(4)	-	(31)
4527-SD	(40)	-	-	-	-	-	-	(1)	-	(10)	-	-	-	(11)
4528-MS	(734)	(12)	(1)	(3)	(13)	(9)	(1)	(2)	(11)	(1)	(2)	(1)	(3)	(59)
4529-NM	(541)	(20)	(11)	-	(8)	(16)	(11)	-	(1)	-	-	-	-	(67)
4530-OK	(413)	(2)	(1)	(18)	(2)	(1)	-	(1)	-	-	-	-	-	(25)
4531-MN	(1,055)	(14)	(13)	(60)	(19)	-	(1)	-	-	-	-	-	(24)	(131)
4532-VT	(509)	(19)	-	(4)	(9)	(5)	(10)	(1)	-	(13)	-	-	(5)	(66)
4533-AK	(184)	(13)	(15)	(11)	(13)	(56)	(21)	(108)	(28)	(21)	(30)	(36)	(14)	(366)
4534-ID	(321)	(2)	(2)	(5)	-	(1)	-	-	-	(3)	(1)	-	(11)	(25)
4535-WY	(98)	(1)	-	(14)	(5)	(14)	-	-	(6)	(1)	-	(14)	(13)	(68)
4537-AS	(16)	-	-	-	(1)	(3)	-	-	-	-	-	-	-	(4)
4545-FL	-	-	(2)	-	-	-	-	-	-	-	-	-	-	(2)
4582-AZ	(21)	-	-	-	-	-	-	-	-	-	-	-	-	-
4591-TR	(2)	-	-	-	-	-	-	-	-	-	-	-	-	-
TOTAL	(106,694)	(1,649)	(657)	(1,946)	(1,373)	(1,432)	(1,693)	(1,086)	(1,184)	(1,456)	(989)	(2,771)	(3,097)	(19,333)
California Wildfires 2020														
4558-CA	(553)	(6)	(11)	(29)	(15)	(17)	(42)	(48)	(9)	(1)	-	-	(294)	(472)
TOTAL	(553)	(6)	(11)	(29)	(15)	(17)	(42)	(48)	(9)	(1)	-	-	(294)	(472)
Laura														
4559-LA	(2,467)	(266)	(89)	(119)	(147)	(51)	(37)	(29)	(12)	(34)	(6)	(6)	(4)	(800)
4572-TX	(65)	(1)	(3)	(2)	(4)	(7)	(1)	(1)	-	-	-	-	-	(19)
TOTAL	(2,532)	(267)	(92)	(121)	(151)	(58)	(38)	(30)	(12)	(34)	(6)	(6)	(4)	(819)
Oregon Wildfires 2020														
4562-OR	(650)	(60)	(15)	(52)	(23)	(15)	(11)	(9)	(5)	(29)	(12)	(4)	(6)	(241)
TOTAL	(650)	(60)	(15)	(52)	(23)	(15)	(11)	(9)	(5)	(29)	(12)	(4)	(6)	(241)
Ida														
4611-LA	(4,369)	(286)	(160)	(128)	(100)	(41)	(47)	(273)	(83)	(232)	(18)	(45)	(26)	(1,439)
4614-NJ	(457)	(20)	(20)	(17)	(11)	(20)	(16)	(18)	(18)	(65)	(35)	(47)	(106)	(393)
4615-NY	(357)	(7)	(9)	(8)	(20)	(9)	(23)	(38)	(18)	(51)	(43)	(11)	(48)	(285)
4618-PA	(212)	(5)	(10)	(4)	(4)	(3)	(4)	(8)	(9)	(3)	(4)	(10)	(5)	(69)
4626-MS	(46)	-	(1)	-	(2)	-	(1)	-	-	-	-	-	-	(4)
4627-DE	(1)	-	(1)	(1)	-	(1)	-	-	(1)	-	(2)	-	-	(6)
4629-CT	(17)	(1)	-	(1)	(1)	(3)	(1)	(1)	(4)	(1)	-	-	-	(13)
TOTAL	(5,459)	(319)	(201)	(159)	(138)	(77)	(92)	(338)	(133)	(352)	(102)	(113)	(185)	(2,209)
Fiona														
4671-PR	(249)	(627)	(373)	(331)	(311)	(290)	(207)	(207)	(114)	(83)	(62)	(52)	(42)	(2,699)
TOTAL	(249)	(627)	(373)	(331)	(311)	(290)	(207)	(207)	(114)	(83)	(62)	(52)	(42)	(2,699)
Ian														
4673-FL	(98)	(2,458)	(405)	(360)	(338)	(315)	(225)	(225)	(124)	(90)	(68)	(56)	(46)	(4,710)
4675-TR	-	-	-	-	-	-	-	-	-	-	-	-	-	-
TOTAL	(98)	(2,458)	(405)	(360)	(338)	(315)	(225)	(225)	(124)	(90)	(68)	(56)	(46)	(4,710)
TOTAL	\$ (276,976)	\$ (5,793)	\$ (2,111)	\$ (3,686)	\$ (2,852)	\$ (3,070)	\$ (2,672)	\$ (2,261)	\$ (2,928)	\$ (2,677)	\$ (3,418)	\$ (3,370)	\$ (4,875)	\$ (39,713)

**APPENDIX C: Hurricanes Sandy, Harvey, Irma, and Maria and Disasters Declared Since August 1, 2017
(Actual Obligations by Program)**

Hurricanes Sandy, Harvey, Irma and Maria, COVID-19, and Disasters Declared Since August 1, 2017
FY 2023 Actuals
as of October 31, 2022
(\$ in millions)

	Cumulative Obligations Through FY 2022 ⁽¹⁾	Actual/Estimated 1st Qtr	Estimated 2nd Qtr	Estimated 3rd Qtr	Estimated 4th Qtr	FY 2023 Totals	Totals Through FY 2023
SANDY							
Public Assistance	\$ 17,000	\$ 64	\$ 58	\$ 3	\$ 86	\$ 211	\$ 17,211
Individual Assistance	1,601	-	-	-	-	-	1,601
Mitigation	1,666	0	2	0	50	52	1,718
Operations	318	-	-	-	-	-	318
Administrative	1,602	10	4	10	3	27	1,629
Total	\$ 22,187	\$ 74	\$ 64	\$ 13	\$ 139	\$ 290	\$ 22,477

	Cumulative Obligations Through FY 2022 ⁽¹⁾	Actual/Estimated 1st Qtr	Estimated 2nd Qtr	Estimated 3rd Qtr	Estimated 4th Qtr	FY 2023 Totals	Totals Through FY 2023
HARVEY							
Public Assistance	\$ 2,821	\$ 17	\$ 10	\$ 6	\$ 16	\$ 49	\$ 2,870
Individual Assistance	2,886	-	-	-	-	-	2,886
Mitigation	336	18	19	62	19	118	454
Operations	184	-	-	-	-	-	184
Administrative	1,787	9	6	8	7	30	1,817
Total	\$ 8,014	\$ 44	\$ 35	\$ 76	\$ 42	\$ 197	\$ 8,211

	Cumulative Obligations Through FY 2022 ⁽¹⁾	Actual/Estimated 1st Qtr	Estimated 2nd Qtr	Estimated 3rd Qtr	Estimated 4th Qtr	FY 2023 Totals	Totals Through FY 2023
IRMA							
Public Assistance	\$ 2,695	\$ 5	\$ 10	\$ 22	\$ 18	\$ 55	\$ 2,750
Individual Assistance	1,311	-	-	-	-	-	1,311
Mitigation	363	8	19	12	15	54	417
Operations	250	-	-	-	-	-	250
Administrative	1,184	2	7	2	5	16	1,200
Total	\$ 5,803	\$ 15	\$ 36	\$ 36	\$ 38	\$ 125	\$ 5,928

	Cumulative Obligations Through FY 2022 ⁽¹⁾	Actual/Estimated 1st Qtr	Estimated 2nd Qtr	Estimated 3rd Qtr	Estimated 4th Qtr	FY 2023 Totals	Totals Through FY 2023
MARIA							
Public Assistance	\$ 32,587	\$ 919	\$ 906	\$ 1,856	\$ 3,275	\$ 6,956	\$ 39,543
Individual Assistance	2,443	-	-	-	-	-	2,443
Mitigation	309	23	45	33	39	140	449
Operations	4,336	-	-	-	-	-	4,336
Administrative	3,988	53	64	40	39	196	4,184
Total	\$ 43,663	\$ 995	\$ 1,015	\$ 1,929	\$ 3,353	\$ 7,292	\$ 50,955

	Cumulative Obligations Through FY 2022 ⁽¹⁾	Actual/Estimated 1st Qtr	Estimated 2nd Qtr	Estimated 3rd Qtr	Estimated 4th Qtr	FY 2023 Totals	Totals Through FY 2023
COVID-19							
Public Assistance	\$ 56,541	\$ 3,952	\$ 4,217	\$ 3,335	\$ 6,586	\$ 18,090	\$ 74,631
Individual Assistance	41,223	163	112	74	56	405	41,628
Mitigation	62	94	107	282	182	665	727
Operations	7,764	3	-	-	-	3	7,767
Administrative	1,104	40	62	35	33	170	1,274
Total	\$ 106,694	\$ 4,252	\$ 4,498	\$ 3,726	\$ 6,857	\$ 19,333	\$ 126,027

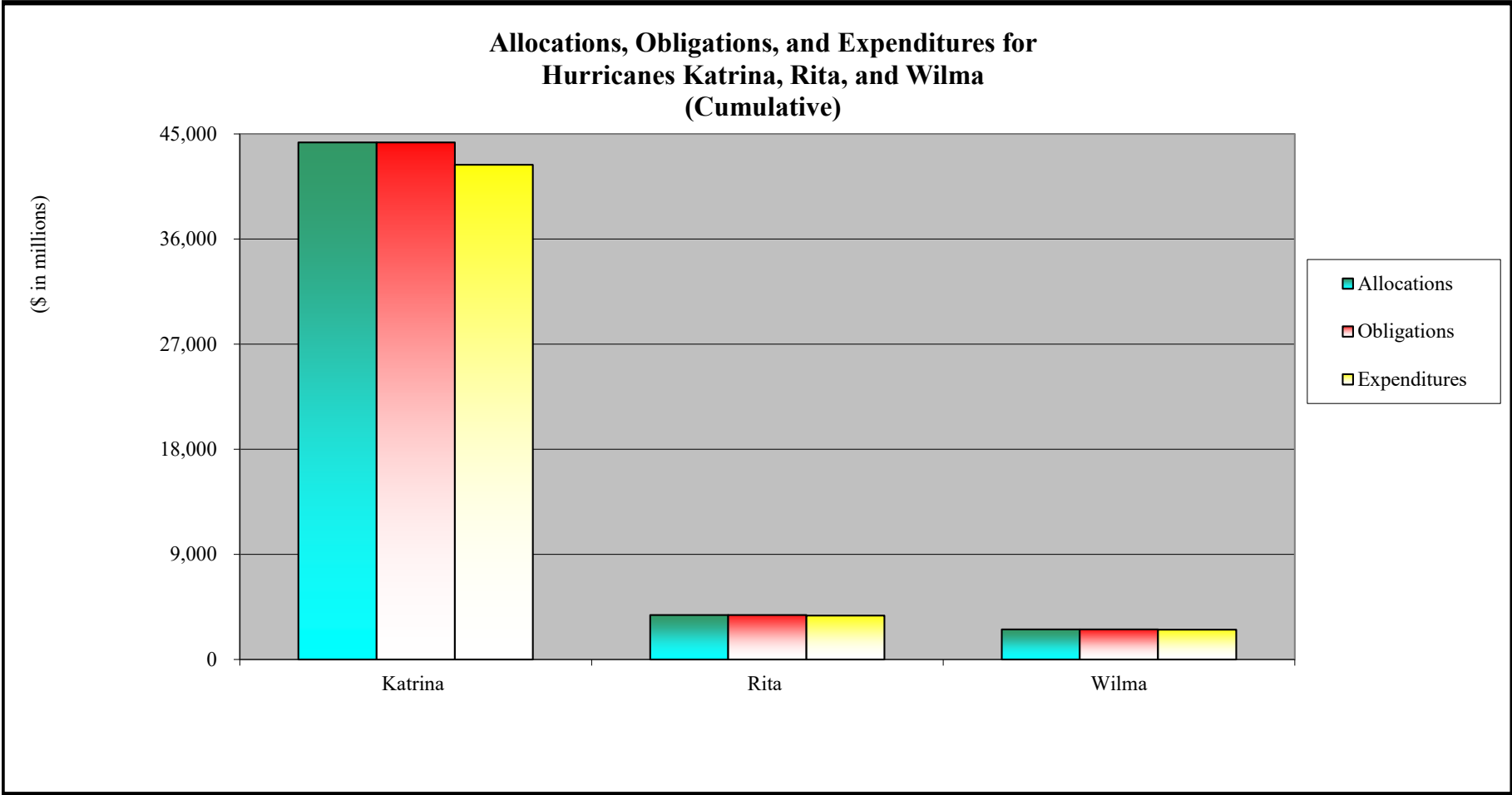
	Cumulative Obligations Through FY 2022 ⁽¹⁾	Actual/Estimated 1st Qtr	Estimated 2nd Qtr	Estimated 3rd Qtr	Estimated 4th Qtr	FY 2023 Totals	Totals Through FY 2023
Disasters Declared Since 8/1/2017 ⁽²⁾							
Public Assistance	\$ 110,684	\$ 6,122	\$ 6,696	\$ 6,825	\$ 11,671	\$ 31,314	\$ 141,998
Individual Assistance	51,566	2,344	213	107	808	3,472	55,038
Mitigation	2,043	327	518	593	390	1,828	3,871
Operations	13,464	189	-	-	-	189	13,653
Administrative	12,580	718	726	425	490	2,359	14,939
Total	\$ 190,337	\$ 9,700	\$ 8,153	\$ 7,950	\$ 13,359	\$ 39,162	\$ 229,499

(1) Adjusted for recoveries that occur in FY 2023 against prior-year obligations.

(2) Per section 1224 of DRRA (P.L. 115-254).

APPENDIX D: ALLOCATIONS, OBLIGATIONS, AND EXPENDITURES

as of October 31, 2022

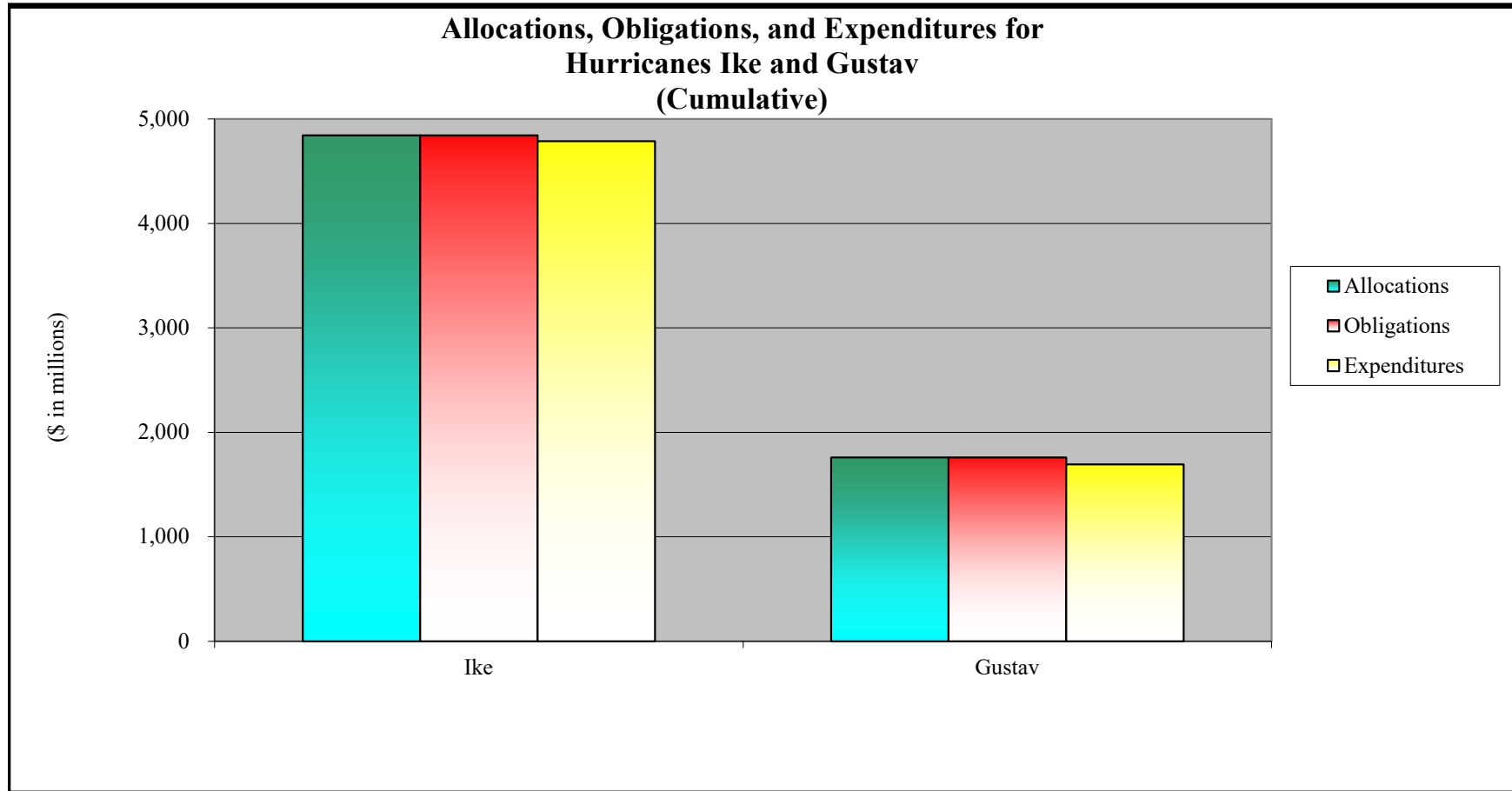


	Katrina	Rita	Wilma	Total
Allocations	\$ 44,261	\$ 3,797	\$ 2,567	\$ 50,625
Obligations	44,261	3,797	2,567	50,625
Expenditures	\$ 42,350	\$ 3,757	\$ 2,563	\$ 48,670

Source of financial information is IFMIS.
 Total obligations include prior-year deobligations.

APPENDIX D: ALLOCATIONS, OBLIGATIONS, AND EXPENDITURES

as of October 31, 2022



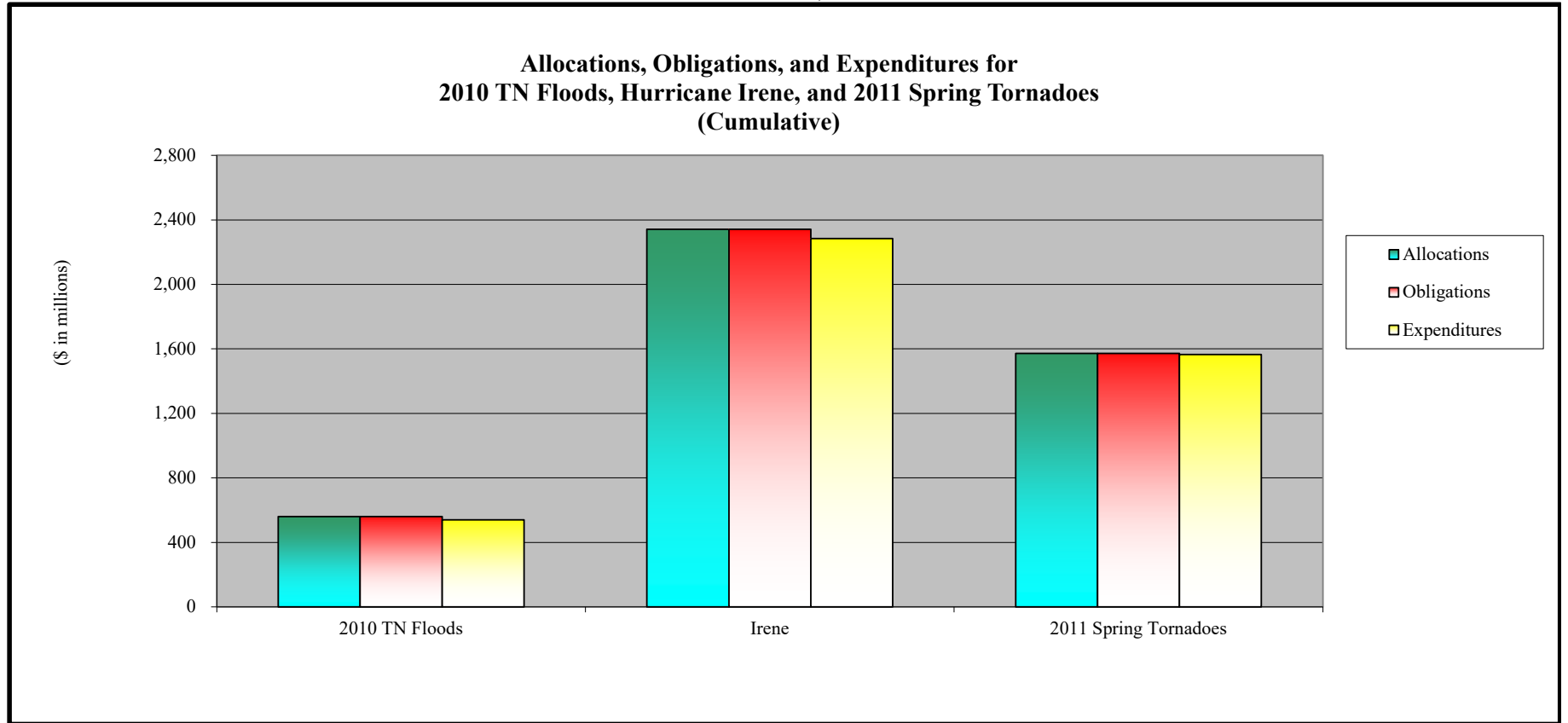
	Ike	Gustav	Total
Allocations	\$ 4,842	\$ 1,760	\$ 6,602
Obligations	4,842	1,760	6,602
Expenditures	\$ 4,787	\$ 1,692	\$ 6,479

Source of financial information is IFMIS.

Total obligations include prior-year deobligations.

APPENDIX D: ALLOCATIONS, OBLIGATIONS, AND EXPENDITURES

as of October 31, 2022

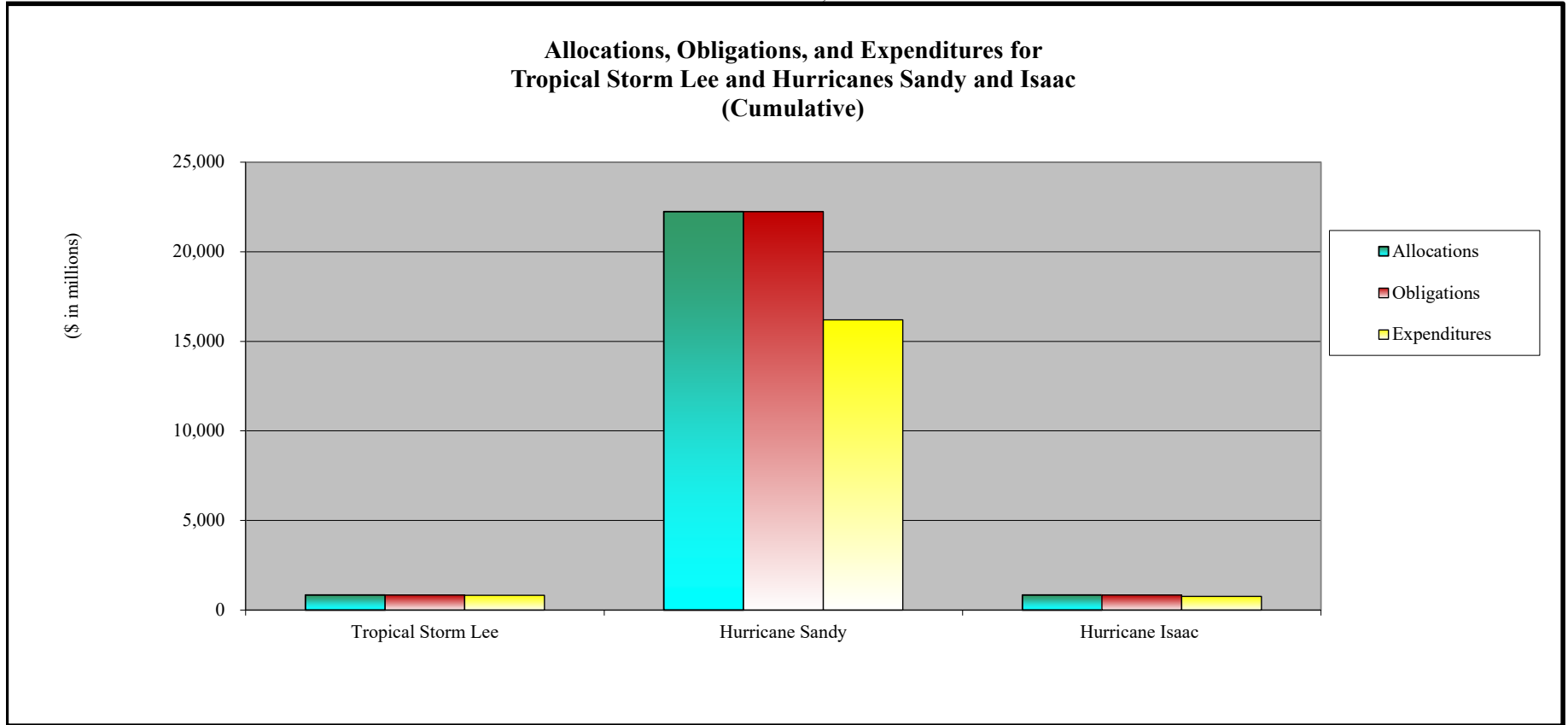


	2010 TN Floods		Irene		2011 Spring Tornadoes		Total	
Allocations	\$	559	\$	2,342	\$	1,571	\$	4,472
Obligations		559		2,342		1,571		4,472
Expenditures	\$	540	\$	2,284	\$	1,564	\$	4,388

Source of financial information is IFMIS.

Total obligations include prior-year deobligations.

as of October 31, 2022

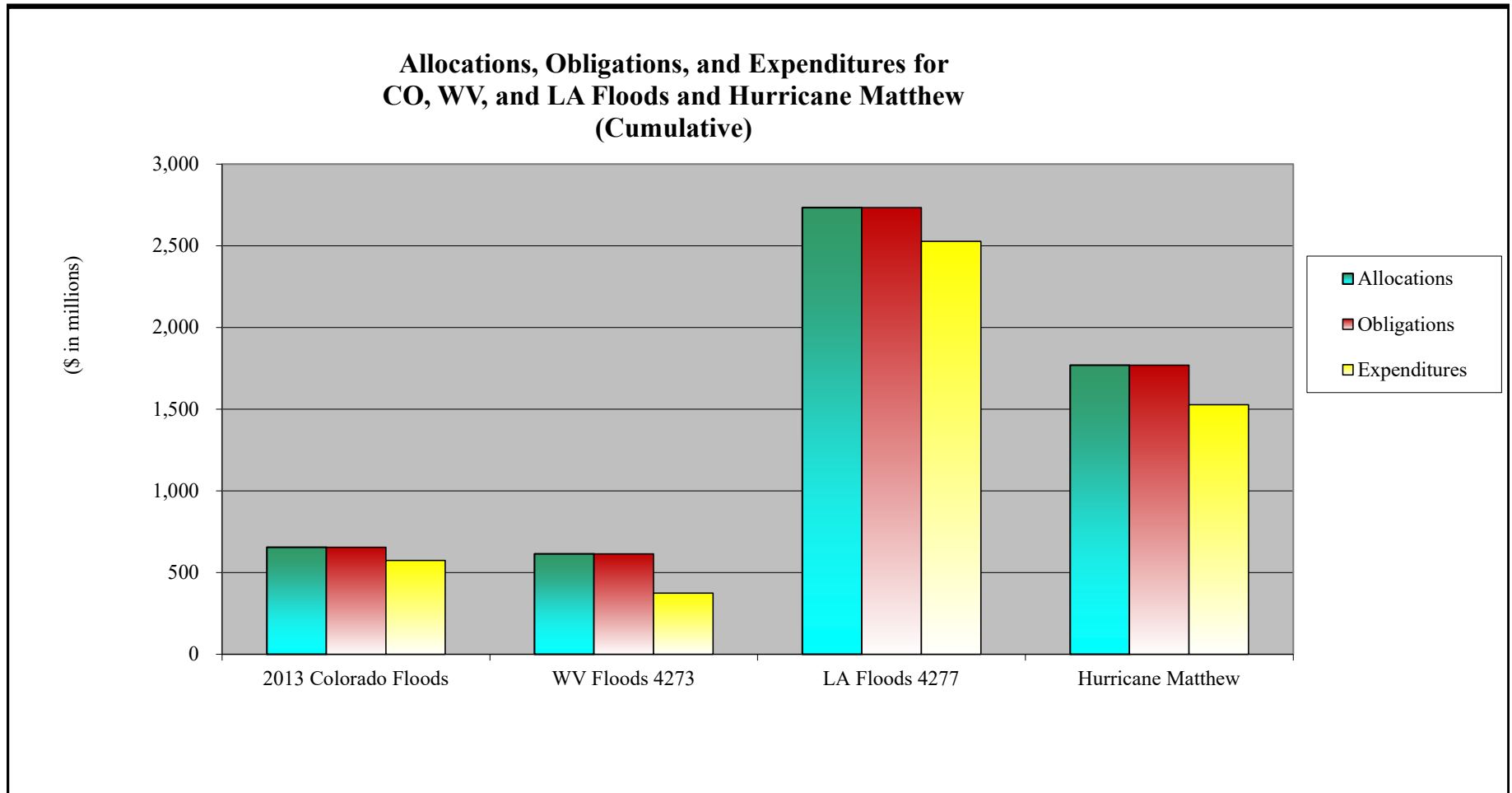


	Tropical Storm Lee	Hurricane Sandy	Hurricane Isaac	Total
Allocations	\$ 839	\$ 22,239	\$ 831	\$ 23,909
Obligations	839	22,239	831	23,909
Expenditures	\$ 826	\$ 16,199	\$ 758	\$ 17,783

Source of financial information is IFMIS.
Total obligations include prior-year deobligations.

APPENDIX D: ALLOCATIONS, OBLIGATIONS, AND EXPENDITURES

as of October 31, 2022



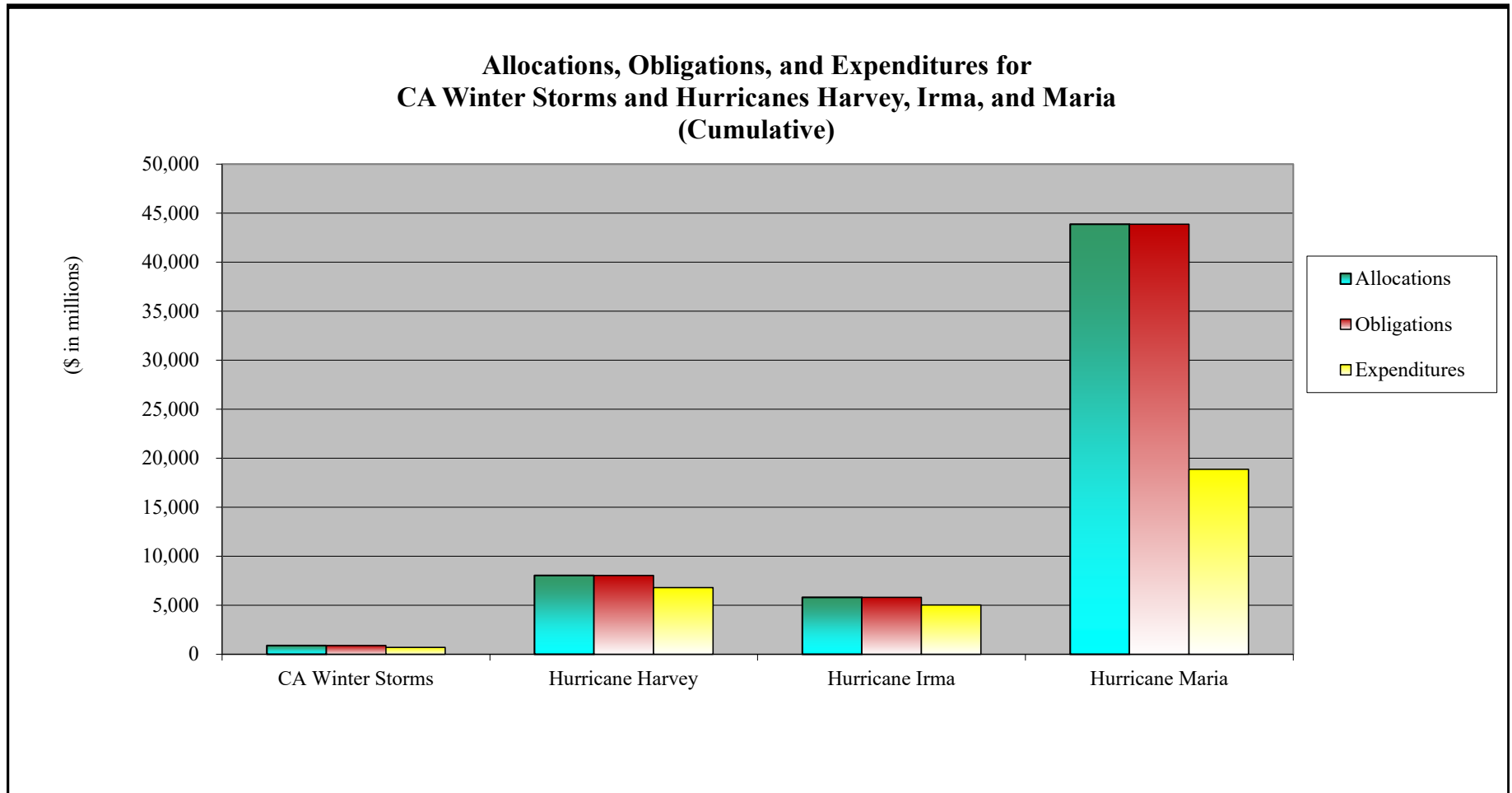
	2013 Colorado Floods	WV Floods 4273	LA Floods 4277	Hurricane Matthew	Total
Allocations	\$ 655	\$ 615	\$ 2,735	\$ 1,770	\$ 5,775
Obligations	655	615	2,735	1,770	5,775
Expenditures	\$ 574	\$ 374	\$ 2,528	\$ 1,527	\$ 5,003

Source of financial information is IFMIS.

Total obligations include prior-year deobligations.

APPENDIX D: ALLOCATIONS, OBLIGATIONS, AND EXPENDITURES

as of October 31, 2022



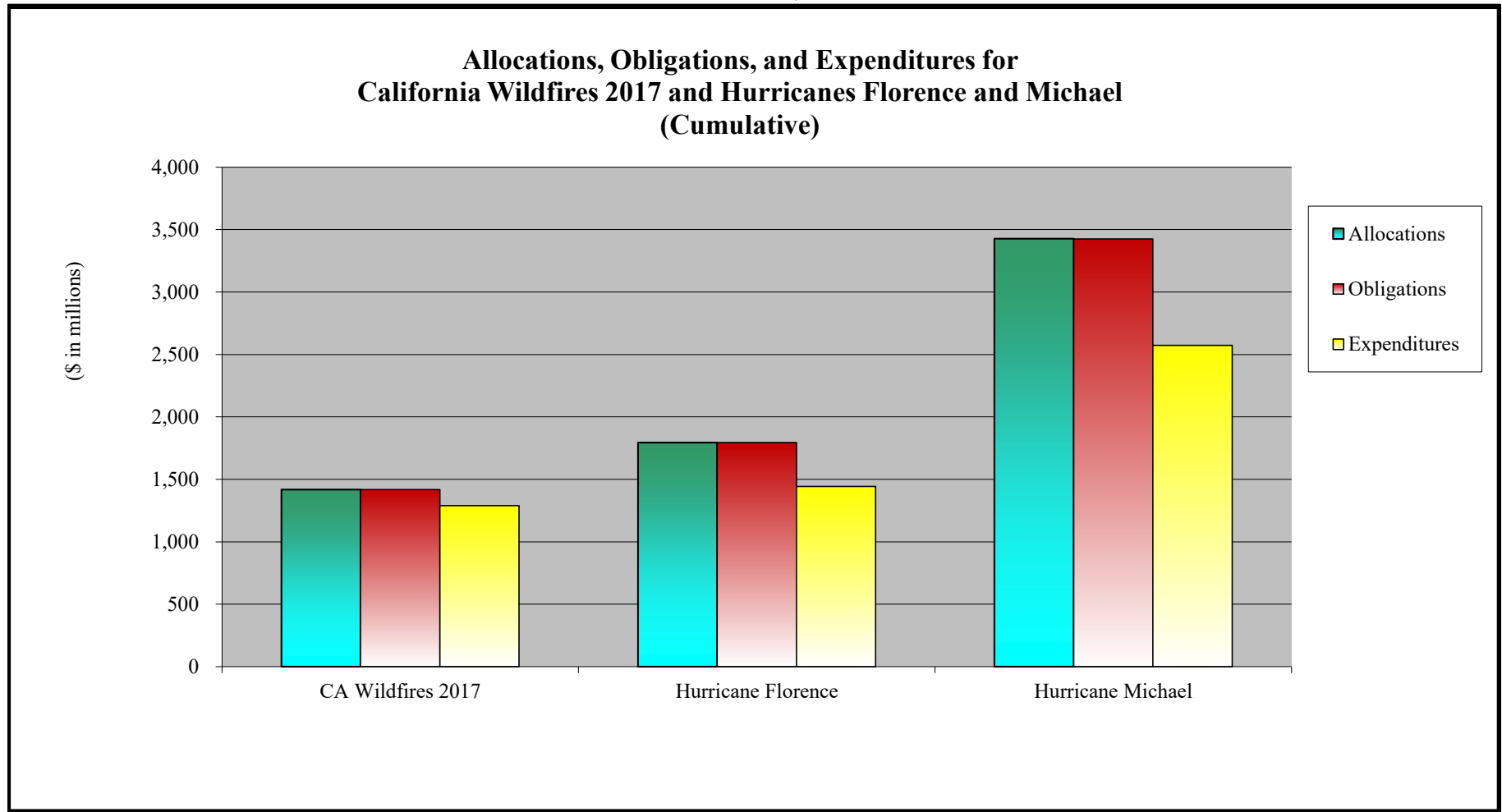
	CA Winter Storms	Hurricane Harvey	Hurricane Irma	Hurricane Maria	Total
Allocations	\$ 876	\$ 8,031	\$ 5,811	\$ 43,871	\$ 58,589
Obligations	876	8,029	5,810	43,871	58,586
Expenditures	\$ 695	\$ 6,798	\$ 5,038	\$ 18,869	\$ 31,400

Source of financial information is IFMIS.

Total obligations include prior-year deobligations.

APPENDIX D: ALLOCATIONS, OBLIGATIONS, AND EXPENDITURES

as of October 31, 2022

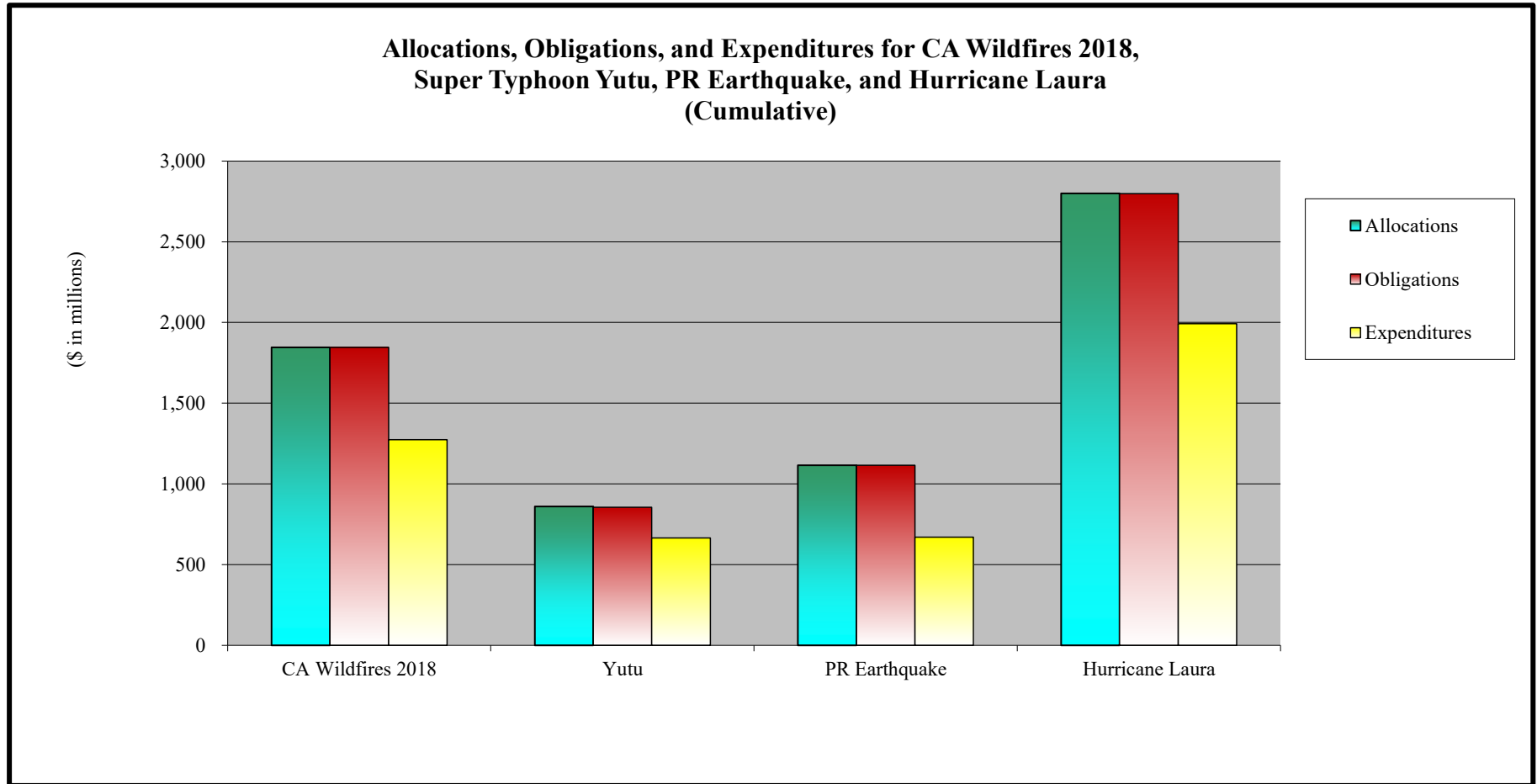


	CA Wildfires 2017	Hurricane Florence	Hurricane Michael	Total
Allocations	\$ 1,420	\$ 1,795	\$ 3,429	\$ 6,644
Obligations	1,420	1,795	3,427	6,642
Expenditures	\$ 1,291	\$ 1,444	\$ 2,573	\$ 5,308

Source of financial information is IFMIS.

Total obligations include prior-year deobligations.

as of October 31, 2022



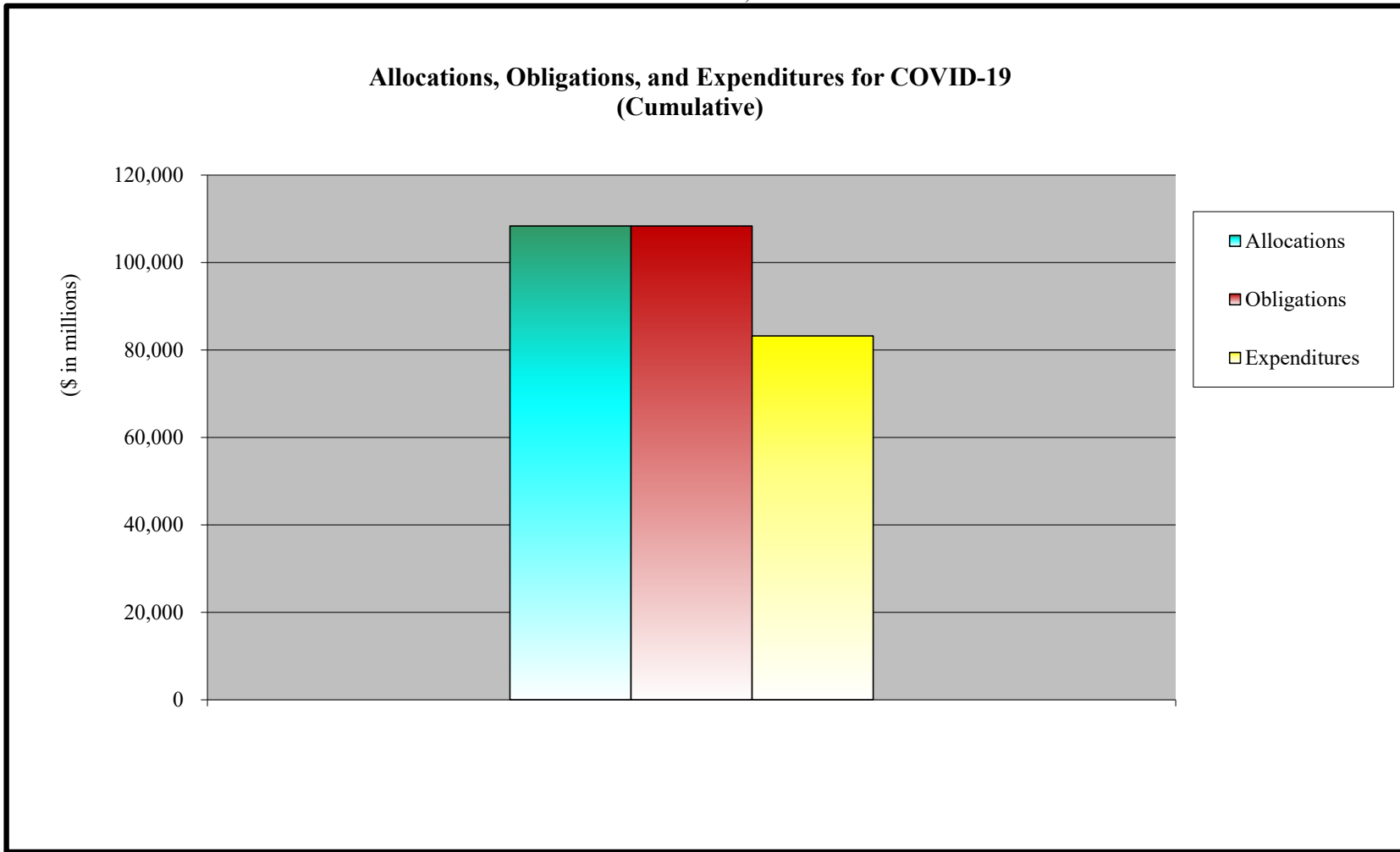
	CA Wildfires 2018	Yutu	PR Earthquake	Hurricane Laura	Total
Allocations	\$ 1,847	\$ 861	\$ 1,115	\$ 2,801	\$ 6,624
Obligations	1,847	856	1,115	2,799	6,617
Expenditures	\$ 1,275	\$ 666	\$ 670	\$ 1,993	\$ 4,604

Source of financial information is IFMIS.

Total obligations include prior-year deobligations.

APPENDIX D: ALLOCATIONS, OBLIGATIONS, AND EXPENDITURES

as of October 31, 2022



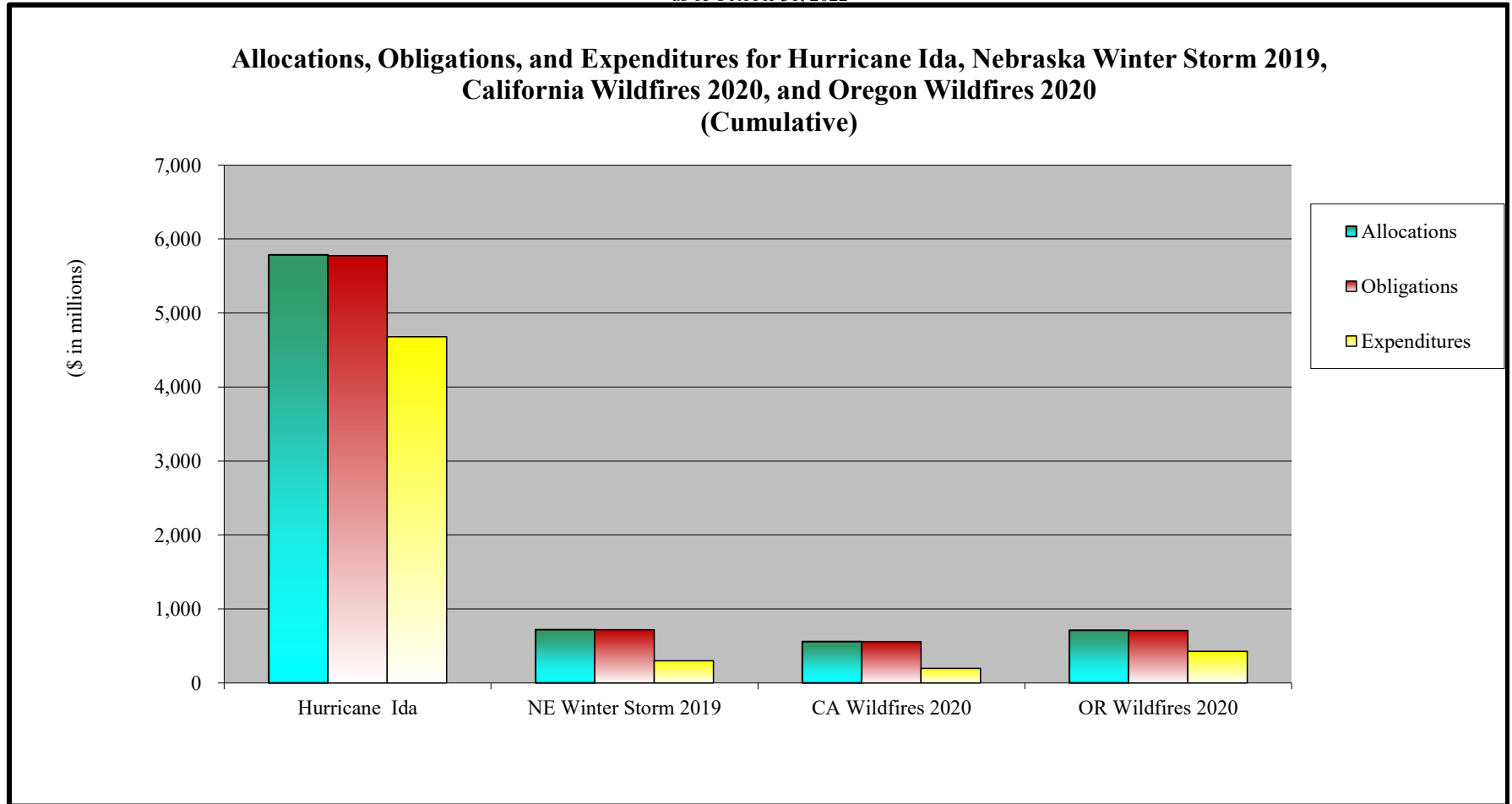
	COVID-19	
Allocations	\$	108,371
Obligations		108,343
Expenditures	\$	83,196

Source of financial information is IFMIS.

Total obligations include prior-year deobligations.

APPENDIX D: ALLOCATIONS, OBLIGATIONS, AND EXPENDITURES

as of October 31, 2022



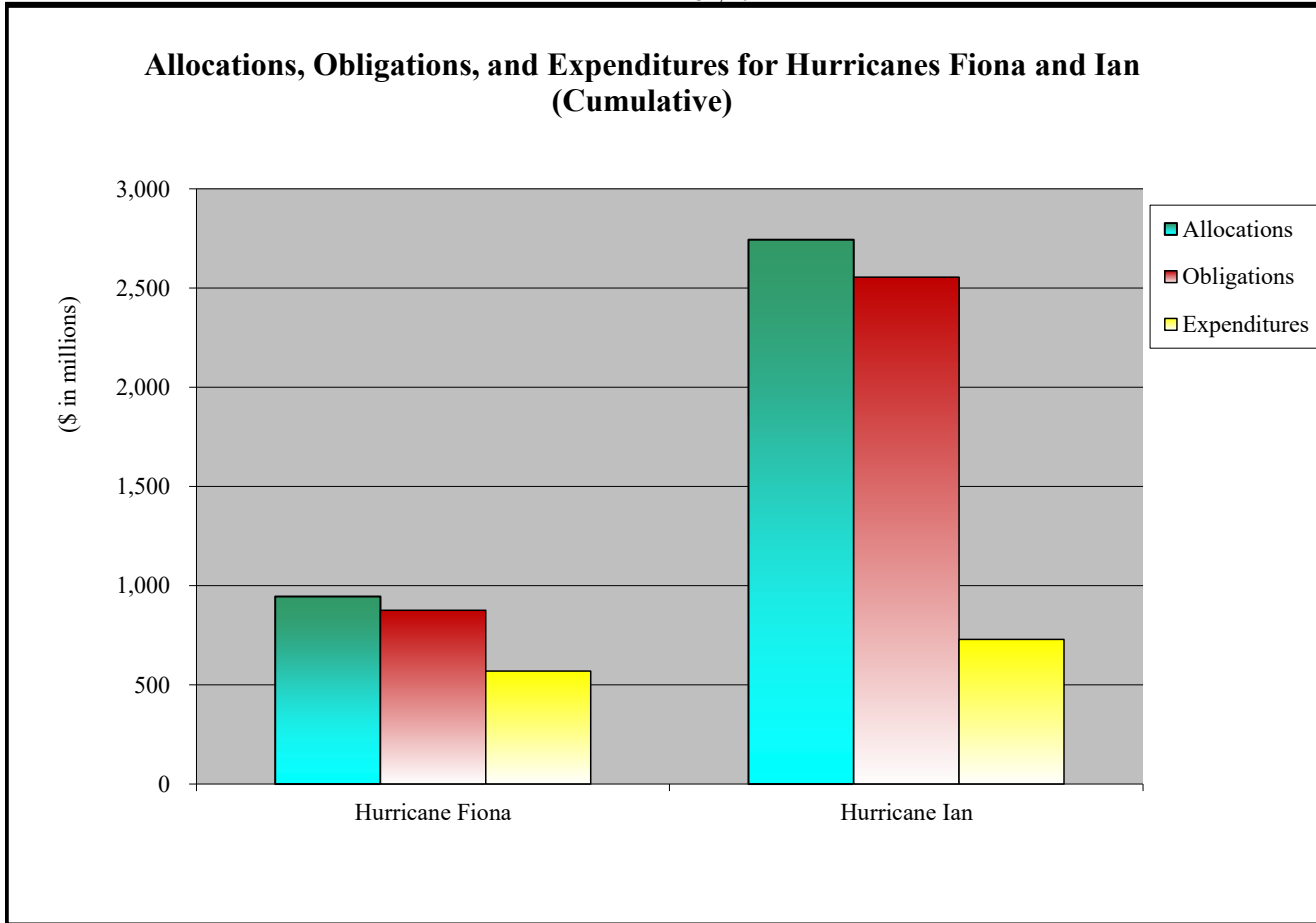
	Hurricane Ida	NE Winter Storm 2019	CA Wildfires 2020	OR Wildfires 2020	Total
Allocations	\$ 5,787	\$ 719	\$ 559	\$ 713	\$ 7,778
Obligations	5,778	719	559	710	7,766
Expenditures	\$ 4,682	\$ 300	\$ 199	\$ 430	\$ 5,611

Source of financial information is IFMIS.

Total obligations include prior-year deobligations.

APPENDIX D: ALLOCATIONS, OBLIGATIONS, AND EXPENDITURES

as of October 31, 2022



	Hurricane Fiona	Hurricane Ian	Total
Allocations	\$ 945	\$ 2,745	\$ 3,690
Obligations	876	2,556	3,432
Expenditures	\$ 569	\$ 729	\$ 1,298

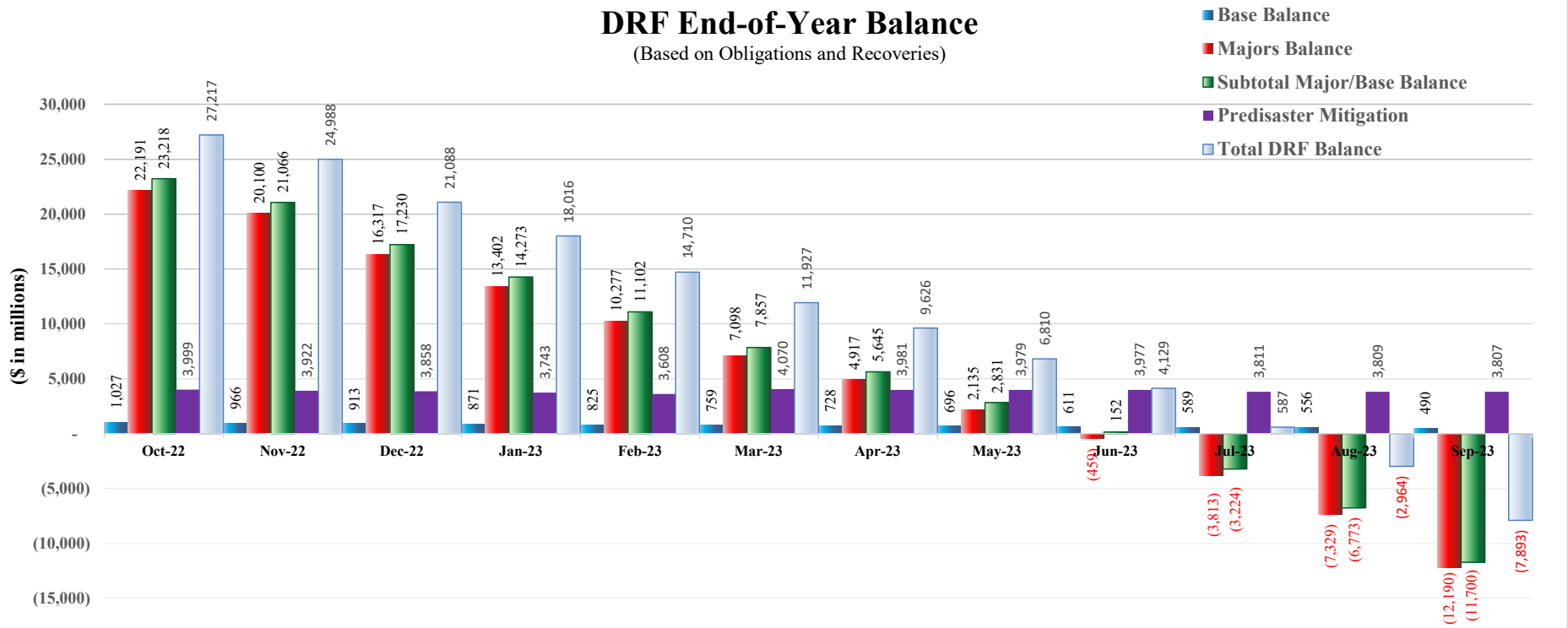
Source of financial information is IFMIS.
 Total obligations include prior-year deobligations.

APPENDIX E: Fund Exhaustion Date

as of October 31, 2022

DRF End-of-Year Balance

(Based on Obligations and Recoveries)



DRF End-of-Month Balance	Oct-22	Nov-22	Dec-22	Jan-23	Feb-23	Mar-23	Apr-23	May-23	Jun-23	Jul-23	Aug-23	Sep-23
Base Balance	\$ 1,027	\$ 966	\$ 913	\$ 871	\$ 825	\$ 759	\$ 728	\$ 696	\$ 611	\$ 589	\$ 556	\$ 490
Majors Balance	22,191	20,100	16,317	13,402	10,277	7,098	4,917	2,135	(459)	(3,813)	(7,329)	(12,190)
Subtotal Major/Base Balance	23,218	21,066	17,230	14,273	11,102	7,857	5,645	2,831	152	(3,224)	(6,773)	(11,700)
Predisaster Mitigation	3,999	3,922	3,858	3,743	3,608	4,070	3,981	3,979	3,977	3,811	3,809	3,807
Total DRF Balance	\$ 27,217	\$ 24,988	\$ 21,088	\$ 18,016	\$ 14,710	\$ 11,927	\$ 9,626	\$ 6,810	\$ 4,129	\$ 587	\$ (2,964)	\$ (7,893)

FY 2023 DRF Bridge Table

Event	Baseline	FY 2023 Total Obligations (\$ in millions)				Changes from Baseline	Month-to-Month Change
		Current Month as of Nov-22	Previous Month as of Oct-22	Change from Baseline	Change from Prior Month	Cause/Reason	Cause/Reason

NOT INCLUDED AS THIS IS THE FIRST REPORT OF FY 2023

APPENDIX G: BRIC/PDM History and Fund Status

Building Resilient Infrastructure and Communities/Predisaster Mitigation History and Fund Status as of October 31, 2022 (Dollars in Millions)	
Fiscal Year 2019 (Applications Due by January 31, 2020)	
	Amount
6% Set-Aside	\$ 383
Allocation	250
Notice of Funding Opportunity (NOFO) Awards to Date from the Allocation	(208)
Administrative and Technical Assistance Obligations	-
Fiscal Year 2020 (Applications Due by January 29, 2021)	
6% Set-Aside	613
Allocation	500
NOFO Awards to Date from the Allocation	(66)
Administrative and Technical Assistance Obligations	(2)
Fiscal Year 2021 (Applications Due by January 28, 2022)	
6% Set-Aside	321
Additional Set-Aside from COVID-19	500
Allocation	1,000
NOFO Awards to Date from the Allocation	(13)
Administrative and Technical Assistance Obligations	(16)
Fiscal Year 2022 Activities (Applications Due by January 27, 2023) ⁽¹⁾	
6% Set-Aside	330
Additional Set-Aside from COVID-19 ⁽²⁾	1,792
Infrastructure Investment and Jobs Act ⁽³⁾	200
Allocation	2,295
NOFO Awards to Date from the Allocation	-
Infrastructure Investment and Jobs Act Transfers ⁽³⁾	(17)
Administrative and Technical Assistance Obligations	(19)
Fiscal Year 2023 Activities (Applications TBD)	
6% Set-Aside ⁽⁴⁾	509
Infrastructure Investment and Jobs Act ⁽³⁾	200
Allocation	-
NOFO Awards to Date from the Allocation	-
Infrastructure Investment and Jobs Act Anticipated Transfers ⁽³⁾	(17)
Administrative and Technical Assistance Obligations	-
Note: Set-aside currently available to fund future NOFOs beyond FY 2022. (6% Set-asides - Allocations - Administrative Obligations).	\$ 732
Notes:	
(1) The FY 2022 NOFO was announced 8/9/2022.	
(2) Pursuant to DRRA (P.L. 115-254). The potential COVID-19 BRIC set-aside is \$3.7 billion; of that amount, FEMA has set aside \$2.8 billion with \$866 million remaining.	
(3) Pursuant to P.L. 117-58, Infrastructure Investment and Jobs Act.	
(4) Includes estimated 6% set-aside of \$508 million for Hurricanes Fiona and Ian that will be accrued in March 2023.	