



# FEMA

**Public Assistance  
Louisiana**

**November 14, 2008**

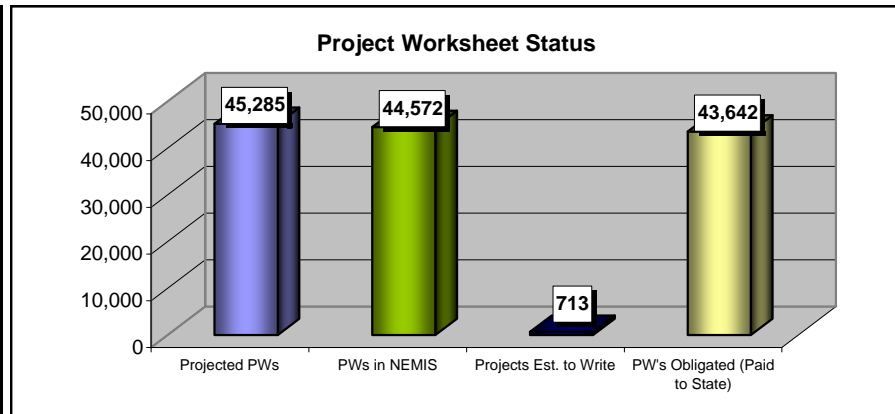
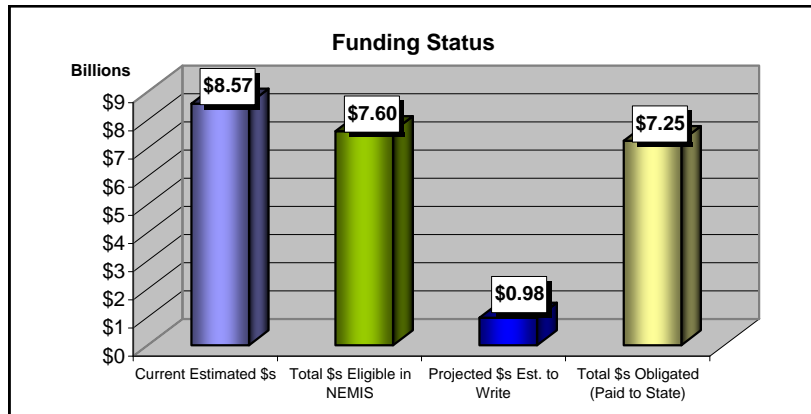
## **Global Report**

### **Summary of PA Funding and Project Worksheet Data**

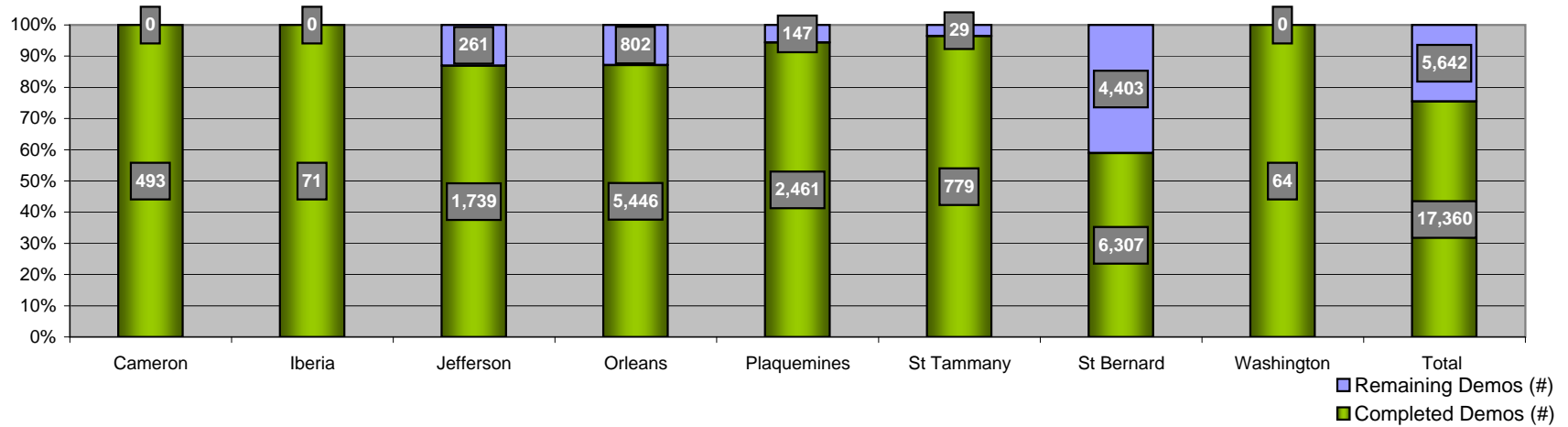
- Katrina/Rita Summary
- Katrina/Rita Debris Summary
- State Payout Summary
- Public Assistance Funding Flow/State Funding Disbursement
- Obligated Project Worksheets

## Public Assistance Project Worksheets (PWs) and Dollars

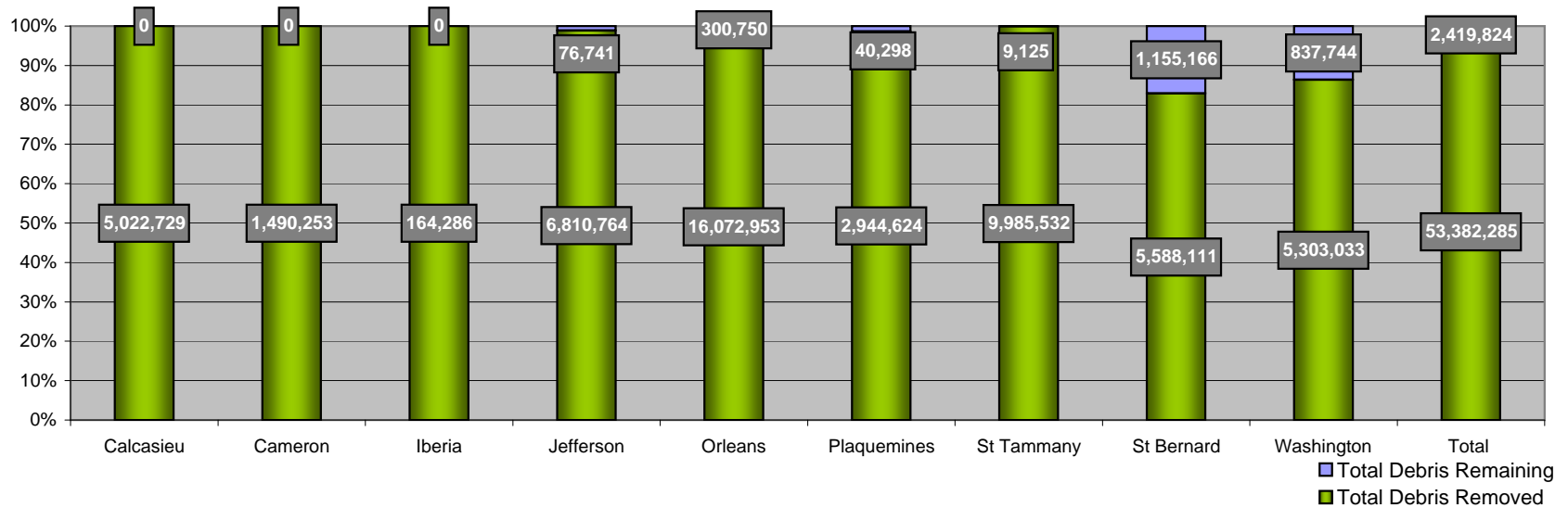
Project Worksheets (PWs)/ Dollars (\$s) Summary	Katrina	Rita	Both Disasters	Changes Since Last Report
<b>Projected PWs</b>	37,340	7,945	45,285	130
<b>PWs in NEMIS</b>	36,650	7,922	44,572	107
<b>Projects Est. to Write</b>	690	23	713	23
<b>PW's Obligated (Paid to State)</b>	35,866	7,776	43,642	74
<b>% PWs Obligated (of Projected)</b>	96%	98%	96%	Not Applicable
<b>% PWs Obligated (in NEMIS)</b>	98%	98%	98%	Not Applicable
<b>Current Estimated \$s</b>	\$7,920,500,000	\$654,000,000	\$8,574,500,000	\$0
<b>Total \$s Eligible in NEMIS</b>	\$7,003,464,281	\$593,819,800	\$7,597,284,081	\$56,113,105
<b>Projected \$s Est. to Write</b>	\$917,035,719	\$60,180,200	\$977,215,919	-\$56,113,105
<b>Total \$s Obligated (Paid to State)</b>	\$6,690,774,237	\$557,463,692	\$7,248,237,928	-\$3,352,336
<b>% \$s Obligated (of Estimated)</b>	84%	85%	85%	Not Applicable
<b>% \$s Obligated (in NEMIS)</b>	96%	94%	95%	Not Applicable



### Demolitions Completed/Remaining For Parishes Not Yet Complete



### Total Cubic Yards of Debris Removed/Remaining



## State Payout Summary, 11/13/08

1603 and 1607 Summary of Funds Obligated by FEMA to the State and Paid Out by the State to Applicants  
By Category of Work and By High Priority Counties

Type of Work	FEMA Obligated Funds Paid to the State	State Payout (Paid to Applicants)	% Obligated Funds Paid Out By State
Emergency Work (Cat A & B)	\$3,230,108,439	\$2,590,323,325	80%
Permanent Work (Cat C-G)	\$3,855,203,860	\$1,237,771,033	32%
Admin Cost*	\$162,925,629	\$74,287,070	46%
<b>SUM:</b>	<b>\$7,248,237,928</b>	<b>\$3,902,381,428</b>	<b>54%</b>

High Priority Parishes	FEMA Obligated Funds Paid to the State	State Payout (Paid to Applicants)	% Obligated Funds Paid Out By State
Calcasieu	\$88,313,102	\$69,739,835	79%
Cameron	\$124,734,798	\$47,797,391	38%
Iberia	\$14,205,026	\$11,791,525	83%
Jefferson **	\$346,793,948	\$206,337,221	59%
Orleans***	\$2,324,897,575	\$1,018,280,296	44%
Plaquemines	\$534,326,298	\$149,920,505	28%
St Bernard	\$1,167,368,266	\$672,575,871	58%
St Tammany	\$398,697,099	\$268,434,928	67%
Vermillion	\$42,055,436	\$23,081,192	55%
Washington	\$128,872,880	\$85,513,476	66%

Description of Damage Category Codes	
<b>Emergency Work</b>	<b>Permanent Work</b>
Category A: Debris Removal	Category C: Roads & Bridges
Category B: Emergency Protective Measures	Category D: Water Control Facilities
	Category E: Public Buildings
	Category F: Public Utilities
	Category G: Recreational or Other

\* Includes Admin Cost and Category Z: State Management Cost

\*\* Does not include total obligated for applicant: L.A. N.O. Int'l Airport

\*\*\* Includes total obligated for applicants: N.O. Int'l Airport, Recovery School District, Morial Convention Ctr. & LSU Medical/Charity Hospital

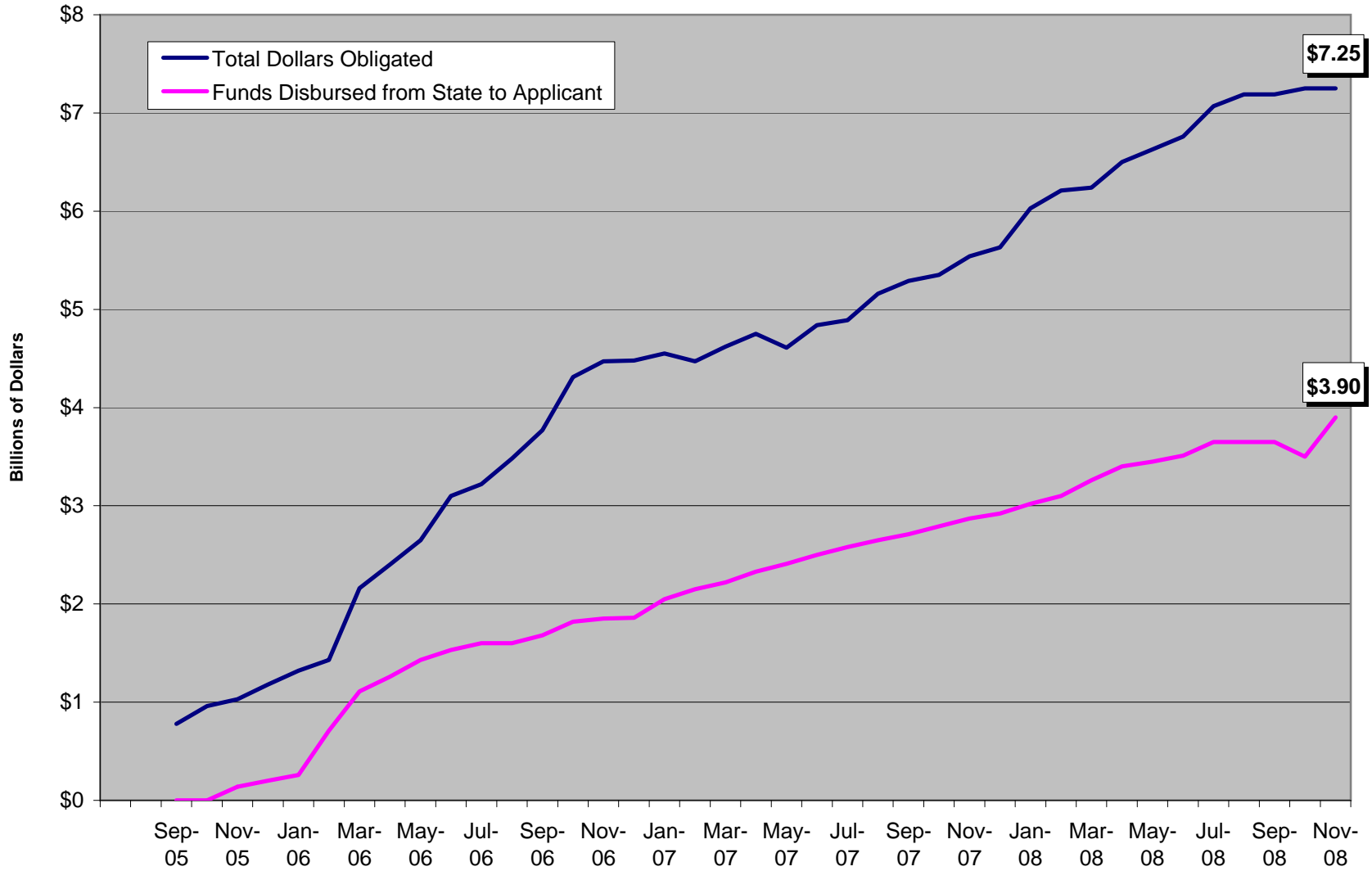
For Internal Use Only

Data Source: NEMIS 10/30/2008

Date Gathered: 11/13/2008

Baton Rouge Field Office, TW  
Baton Rouge PA Drive/PA Reports/Global/Katrina-Rita Summary

### Public Assistance Funding Flow vs. State Funding Disbursement 1603 and 1607



# Obligated Project Worksheets 1603 and 1607

